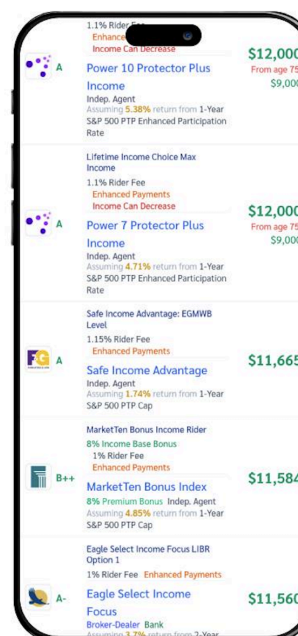




[Click here to read the review of this annuity at annuityeducator.com](https://annuityeducator.com)

Get Personalized Annuity Quotes At Annuity Educator

- Determine your requirements with complimentary personalized quotes tailored for your retirement
- Maximize your earnings by instantly comparing top rates and payouts online
- Enhance the security of your annuity by identifying which companies are most highly rated




Get personalized quote now →

A Powerful Combination for Retirement

Principal Protection. Growth Potential. Lifetime Income.

Plus, the Opportunity to **Guarantee Rising Income** for Up to 10 Contract Years



Guaranteed rising income is available through the Lifetime Income Plus® guaranteed living benefit rider for an annual fee. Restrictions and limitations apply. Guarantees are backed by the claims-paying ability of American General Life Insurance Company.

Securing Your Retirement Income For Life

In today's interest rate environment, many Americans are looking for ways to help grow their retirement assets and help ensure their income will last for life. With concerns about market downturns, rising retirement costs and longer life expectancies, many individuals want a rising income stream they can count on to help maintain their lifestyle in retirement.

*To help secure your income for life, it's important to find a retirement savings solution that may guarantee rising income or even **DOUBLE** your income potential, while ensuring that your principal is protected from market downturns.*



GUARANTEE MORE Retirement Income For Life

The Power 7 Protector Plus Income® Index Annuity is a retirement savings

vehicle that combines upside potential with the guaranteed protection of a traditional fixed annuity. For individuals looking to generate more income for retirement, while avoiding the risk of losing their principal in a down market, Power 7 Protector Plus Income may be an attractive long-term solution.

Power 7 Protector Plus Income® Can Help You:

- **PROTECT** your principal from market downturns.
- **GROW** your retirement assets with potential earnings from your choice of index interest crediting strategies and a fixed interest account.
- **GUARANTEE** rising income for the first 10 contract years, as long as withdrawals are taken within the rider's terms. This benefit is provided by **Lifetime Income Plus®**—a guaranteed living benefit rider with an annual fee of 0.95% of the Income Base.¹
- **DOUBLE** your retirement income potential, when no withdrawals are taken in the first 10 contract years. Please see page 14 for more information.

What You Should Know about Index Annuities

An index annuity is a contract issued by an insurance company. In exchange for your premium, the insurance company provides you with the opportunity to earn interest based on a fixed rate and/or based in part on the performance of an index or multiple indices. With the benefit of tax deferral, you pay no current income tax on any interest credited until it is withdrawn (based on current tax laws). When it is time to take income, the insurance company promises to make regular income payments that can last for as long as you live or for a time period you select using a process known as annuitization (for no additional cost). Some index annuities also offer guaranteed living benefit riders that provide the potential to increase the amount available to you for lifetime withdrawals. These guarantees are backed by the claims-paying ability of the issuing insurer and may be subject to annual fees. Other restrictions and limitations apply.

¹The Income Base is the amount on which lifetime withdrawals and the rider fee are based. It is not used in the calculation of the contract value or any other benefits under the contract, and cannot be withdrawn partially or in a lump sum. Please see pages 12–17 of this brochure, and the Owner Acknowledgment and Disclosure Statement, for more information.

MORE GROWTH Potential to Help You Build Assets for Retirement

Power 7 Protector Plus Income offers interest crediting strategies that combine growth potential with principal protection.

Add Upside Potential with Your Choice of Interest Crediting Strategies

Power 7 Protector Plus Income offers a fixed interest account and five index interest crediting strategies to help you accumulate assets for retirement:

Annual Point-to-Point Index Interest Account (S&P 500 [®])
Monthly Point-to-Point Additive Index Interest Account (S&P 500 [®])
Monthly Average Index Interest Account (S&P 500 [®])
Annual Point-to-Point Index Interest Account (ML Strategic Balanced Index [™])
2-Year Point-to-Point Index Interest Account (ML Strategic Balanced Index [™])
Fixed Interest Account

With each index interest account, you have the opportunity to earn interest based in part on the performance of the S&P 500[®] Index or the ML Strategic Balanced Index[™].² Please note that the ML Strategic Balanced Index[™] Interest Accounts are currently not available in certain states. Please see your agent and the Owner Acknowledgment and Disclosure Statement for more information on the index interest accounts and their availability. Please carefully consider each of the crediting strategies offered with this index annuity and choose the one(s) that best meet your goals and objectives.

²With Power 7 Protector Plus Income, you do not purchase an interest or directly invest in any index, stock, mutual fund or other security. Power 7 Protector Plus Income uses the S&P 500[®] (excluding dividends) or the ML Strategic Balanced Index[™] in calculating the interest earned in the index interest accounts. Keep in mind that the index interest accounts are not equity investments and have index rate caps that limit the upside potential or spreads that reduce the interest earned. These accounts may not earn interest in certain situations.

³The ML Strategic Balanced Index[™] has an embedded index cost that may reduce the amount of interest earned. Please see the Owner Acknowledgment and Disclosure Statement for details.

What You Should Know About the S&P 500® and ML Strategic Balanced Index™

The **S&P 500® Index** includes 500 of the largest companies in the U.S. market. It is widely regarded as the standard for measuring U.S. stock market performance. Account options that use the S&P 500® may benefit from the upside growth potential of this index. The **ML Strategic Balanced Index™** is a hybrid index that diversifies across multiple asset classes. It seeks growth and volatility control by dynamically allocating to equity, fixed income and cash. Account options that use the ML Strategic Balanced Index™ may benefit from a more consistent level of earned interest.³



Choose from 6 Interest Crediting Strategies to Help Meet Your Accumulation Needs

3 S&P 500® Interest Crediting Strategies		
ACCOUNT OPTION	HOW IT WORKS	POTENTIAL ADVANTAGES
Annual Point-to-Point Index Interest Account	<p>Interest earned is based on the annual change in the S&P 500® (excluding dividends) from one contract anniversary to the next, subject to the annual index rate cap.</p> <ul style="list-style-type: none"> • If the index is up at the end of a contract year, interest would be credited to the account. • If the index is flat or down at the end of a contract year, no interest would be credited to the account. 	Can provide attractive interest in years where there is an annual point-to-point increase in the value of the S&P 500®.
Monthly Point-to-Point Additive Index Interest Account	<p>Interest earned is based on the sum of 12 monthly point-to-point percentage changes in the S&P 500® (excluding dividends), subject to the monthly index rate cap.</p> <ul style="list-style-type: none"> • If the sum is positive at the end of a contract year, interest would be credited to the account. • If the sum is zero or negative at the end of a contract year, no interest would be credited to the account. <p>The monthly index rate cap limits the amount that can be used to calculate the interest earned, but does not act as a minimum monthly floor. Negative monthly changes are included in the calculation of the annual sum.</p>	Can provide attractive interest when there are no big market declines and the S&P 500® posts relatively steady monthly gains.
Monthly Average Index Interest Account⁴	<p>Interest earned is based on the percentage difference between the average of the S&P 500® monthly anniversary values (excluding dividends) for a contract year and the index value at the beginning of that contract year, reduced by the spread:</p> <ul style="list-style-type: none"> • If the result is positive, interest would be credited to the account. There is no cap on the annual interest. • If the result is zero or negative, no interest would be credited to the account. 	Can provide attractive interest even during periods of high volatility, as long as the average of the S&P 500® monthly anniversary values is greater than the index value at the beginning of the contract year.

What You Should Know about the Index Rate Caps and Various Spreads

The Annual Index Rate Cap is the maximum rate of interest you can earn in one year with the S&P 500® Annual Point-to-Point Index Interest Account. The Monthly Index Rate Cap is the maximum monthly change that is used to calculate the interest for the S&P 500® Monthly Point-to-Point Additive Index Interest Account. The Spread is a preset deduction that is used to calculate the interest earned in the S&P 500® Monthly Average Index Interest Account and the ML Strategic Balanced Index™ Annual Point-to-Point Index Interest Account, while the Annualized Spread is used to determine the interest credited in the ML Strategic Balanced Index™ 2-Year Point-to-Point Index Interest Account. The index rate caps and spreads are set at contract issue and guaranteed for an index term (either one or two years), after which they are subject to change at the end of each index term. Please see the Owner Acknowledgment and Disclosure Statement for more information.

2 ML Strategic Balanced Index™ Interest Crediting Strategies

ACCOUNT OPTION	HOW IT WORKS	POTENTIAL ADVANTAGES
Annual Point-to-Point Index Interest Account	<p>Interest earned is based on the annual change in the ML Strategic Balanced Index™ from one contract anniversary to the next, reduced by the spread:</p> <ul style="list-style-type: none"> • If the result is positive, interest would be credited to the account. There is no cap on the annual interest. • If the result is zero or negative, no interest would be credited to the account. 	Can provide enhanced earnings linked to an index with a lower target volatility and may produce more stable interest over time. ⁵
2-Year Point-to-Point Index Interest Account	<p>Interest earned is based on the 2-year change in the ML Strategic Balanced Index™ from one contract anniversary to the anniversary two years later, reduced by two times the annualized spread:</p> <ul style="list-style-type: none"> • If the result is positive, interest would be credited to the account. There is no cap on the interest earned over the 2-year term. • If the result is zero or negative, no interest would be credited to the account. 	Can provide enhanced earnings linked to an index with a lower target volatility and may produce more stable interest over time. The 2-year term may further enhance growth and further smooth out interest credits. ⁵

For more information, please see the ML Strategic Balanced Index™ consumer brochure and fact sheets.

Fixed Interest Crediting Strategy

ACCOUNT OPTION	HOW IT WORKS	POTENTIAL ADVANTAGES
Fixed Interest Account	<p>Power 7 Protector Plus Income offers a 1-year fixed interest account that is not tied to an index. The rate is set at contract issue, guaranteed for one year and subject to change annually. The minimum guaranteed rate is listed in the contract.</p>	Provides the comfort and certainty of knowing exactly how much interest you will earn over the next year.

⁴This index interest crediting strategy is provided through the Periodic Average Index Interest Account Rider.

⁵Volatility control measures seek to provide smoother results and mitigate sharp market fluctuations. While this type of strategy can lessen the impact of market downturns, it is important to note that it will also lessen the impact of market upturns, therefore limiting upside potential.

UNDERSTANDING How the Interest Crediting Strategies Work

The index interest accounts available with Power 7 Protector Plus Income **may help you earn more interest, while protecting your principal** from market loss.⁶ The Fixed Interest Account guarantees interest that will never be less than the minimum declared interest rate.

You Have the Flexibility to Allocate Your Assets Among Multiple Interest Crediting Strategies

With Power 7 Protector Plus Income, you have the opportunity to allocate the assets in your annuity among a fixed interest account and five index interest accounts. Reallocations are only put into effect on a contract anniversary. The hypothetical examples on the following pages show you how each index interest account might work in different market conditions.



Annual Point-to-Point Index Interest Account (S&P 500®)

Hypothetical Example Assumptions: S&P 500® value at 1,000 on issue date and a 4% annual index rate cap.
Note: The index rate cap is set at contract issue, guaranteed for the first year and subject to change on each contract anniversary. This example assumes that the cap is reset at 4% every year.

In this example, the account:

- Provides the potential to earn up to 4% interest each contract year
- Guarantees that the annual interest earned will never be less than zero
- Protects the principal and interest from market loss

	S&P 500® Index Value	S&P 500® Annual Percent Change	Annual Interest Earned
Date of Issue	1,000	–	–
Anniversary 1	1,083	8.30%	+4.00%
Anniversary 2	1,112	2.68%	+2.68%
Anniversary 3	1,053	-5.31%	0.00%

Up Year:

Interest is credited, subject to the annual index rate cap (4% in this example).

Down Year:

No interest is credited.

The Power of ZeroSM

No matter which index interest account you select, you always benefit from the Power of Zero, which means that your contract value will never decline due to market volatility. For example, if either the S&P 500® or the ML Strategic Balanced IndexTM was down by 10%, neither your principal nor credited interest would be impacted by this market loss. In fact, the annual interest earned in your account is guaranteed to be never less than zero. Principal and credited interest are protected for the life of the contract!

Note: The Power of Zero benefit does not take into account the effect of any rider charges.

Note: The above hypothetical example is intended only to show how the S&P 500® Annual Point-to-Point Index Interest Account may perform under certain situations. It does not reflect the actual performance of the S&P 500® or the current annual index rate cap. Please see your agent for the current index rate cap. For more information about this strategy, please refer to the Owner Acknowledgment and Disclosure Statement.

⁶Index interest accounts are not a permanent part of the contract and may be removed due to circumstances beyond the control of American General Life Insurance Company. Such circumstances include, but are not limited to, the discontinuation of an index, which may occur at the end of an index term, a change in the composition or calculation of an index, the inability to license the use of an index and the inability to hedge risks associated with these index interest accounts. Special rules govern how assets in a discontinued index interest account may be reallocated. These rules may differ by state. Please see the Owner Acknowledgment and Disclosure Statement for more information.

Monthly Point-to-Point Additive Index Interest Account (S&P 500®)

Hypothetical Example Assumptions: S&P 500® value at 1,000 on issue date and a 2% monthly index rate cap.
Note: The index rate cap is set at contract issue, guaranteed for the first year and subject to change on each contract anniversary.

In this example, the account:

- Provides the potential to earn annual interest of up to 24% given a 2% increase every month during the contract year
- Guarantees that the annual interest earned will never be less than zero
- Protects the principal and interest from market loss

	S&P 500® Index Value	S&P 500® Monthly Percent Change	Monthly Change with 2% Cap
Date of Issue	1,000	—	—
Month 1	1,040	4.00%	2.00%
Month 2	1,066	2.50%	2.00%
Month 3	1,002	-6.00%	-6.00%
Month 4	1,020	1.80%	1.80%
Month 5	1,046	2.55%	2.00%
Month 6	1,059	1.24%	1.24%
Month 7	1,065	0.57%	0.57%
Month 8	1,032	-3.10%	-3.10%
Month 9	1,047	1.45%	1.45%
Month 10	1,070	2.20%	2.00%
Month 11	1,074	0.37%	0.37%
Month 12	1,085	1.02%	1.02%
Sum of 12 monthly changes			5.35%
Annual Interest Earned			+5.35%

Up Month:
Positive change is capped (2% in this example).

Down Month:
Negative change is included in the annual interest calculation. There is no minimum monthly floor.

Annual Interest:
Interest earned equals the sum of the 12 monthly capped changes. If the annual total is negative, no interest would be credited.

Note: The hypothetical examples on these pages are intended only to show how the S&P 500® Monthly Point-to-Point Additive and Monthly Average Index Interest Accounts may perform under certain situations. They do not reflect the actual performance of the S&P 500®, the current monthly index rate cap or the current spread. Please see your agent for the current index rate cap and spread. For more information about these strategies, please refer to the Owner Acknowledgment and Disclosure Statement.

Monthly Average Index Interest Account (S&P 500®)

Hypothetical Example Assumptions: S&P 500® value at 1,000 on issue date and a 3% spread.

Note: The spread is set at contract issue, guaranteed for the first year and subject to change on each contract anniversary.

In this example, the account:

- Offers the potential for more upside, based on the monthly average value of the S&P 500®
- Guarantees that the annual interest earned will never be less than zero
- Protects the principal and interest from market loss

	S&P 500® Index Value
Date of Issue	1,000
Month 1	1,020
Month 2	1,025
Month 3	1,050
Month 4	950
Month 5	1,000
Month 6	1,115
Month 7	1,100
Month 8	1,200
Month 9	1,170
Month 10	1,000
Month 11	1,200
Month 12	1,250
Sum of 12 monthly values	13,080

How the Annual Interest Earned Is Determined	
1. Calculate the Monthly Average Index Value by taking the sum of the monthly values and dividing by 12	$13,080 \div 12 = 1,090$
2. Find the difference between the Monthly Average Index Value and the initial S&P 500® value	$1,090 - 1,000 = 90$
3. Divide the difference by the initial index value to determine the average S&P 500® percentage change	$90 \div 1,000 = 9\%$
4. Deduct the spread	$9\% - 3\% = 6\%$
Annual interest earned	+6.00%

Note: While there is no cap on this crediting strategy, please keep in mind that the average of the S&P 500® monthly index values is reduced by a declared spread when determining your actual interest credited rate, and that the impact of averaging the monthly S&P 500® values may dampen the upside potential of the interest credits. However, the interest credited rate will never be less than zero percent.

Annual Point-to-Point Index Interest Account (ML Strategic Balanced Index™)

Hypothetical Example Assumptions: ML Strategic Balanced Index™ value at 1,000 on issue date and a 3% spread.

Note: The spread is set at contract issue, guaranteed for the first year and subject to change on each contract anniversary. This example assumes that the spread is reset at 3% every year.

In this example, the account:

- Provides the potential to earn an attractive level of interest
- Guarantees that the annual interest earned will never be less than zero
- Uses a multi-asset class index to help generate upside potential while maintaining volatility at a target level

	ML Strategic Balanced Index Value	ML Strategic Balanced Annual Percent Change	Deduct the Spread	Annual Interest Earned
Date of Issue	1,000	–	–	–
Anniversary 1	1,083	8.30%	$8.30\% - 3.00\% = 5.30\%$	+5.30%
Anniversary 2	1,144	5.63%	$5.63\% - 3.00\% = 2.63\%$	+2.63%
Anniversary 3	1,092	-4.55%	$-4.55\% - 3.00\% = -7.55\%$	0.00%
Anniversary 4	1,200	9.89%	$9.89\% - 3.00\% = 6.89\%$	+6.89%
Anniversary 5	1,256	4.67%	$4.67\% - 3.00\% = 1.67\%$	+1.67%
Anniversary 6	1,125	-10.43%	$-10.43\% - 3.00\% = -13.43\%$	0.00%

Up Year:
Interest is credited,
reduced by the
spread (3% in
this example).

Down Year:
No interest is
credited.

Why Use a Spread-Based Interest Crediting Strategy?

With no index caps applicable to the ML Strategic Balanced Index™ Interest Accounts, individuals have the potential to earn a higher level of annual interest. However, these accounts do not offer unlimited growth potential. In addition, there are spreads that will reduce the amount of interest earned per year.

Note: The hypothetical examples on these pages are intended only to show how the ML Strategic Balanced Index™ Annual Point-to-Point and 2-Year Point-to-Point Index Interest Accounts may perform under certain situations. They do not reflect the actual performance of the ML Strategic Balanced Index™ or the current spread. While there are no caps on these crediting strategies, please keep in mind that the performance of the ML Strategic Balanced Index™ is reduced by a declared spread when determining your actual interest credited rate, and that the composition and risk-controlled nature of the ML Strategic Balanced Index™ may dampen the upside potential of the Index's performance. However, the interest credited rate will never be less than zero percent. Please see your agent for the current spread. The ML Strategic Balanced Index™ Interest Accounts may not be available in all states. For more information about these strategies, please refer to the Owner Acknowledgment and Disclosure Statement.

2-Year Point-to-Point Index Interest Account (ML Strategic Balanced Index™)

Hypothetical Example Assumptions: ML Strategic Balanced Index™ value at 1,000 on issue date and a 1% annualized spread (2% for the entire 2-year term). Note: The annualized spread is set at contract issue, guaranteed for two years and subject to change on the contract anniversary at the beginning of each 2-year term. This example assumes that the annualized spread is reset at 1% every two years (2% total for each 2-year term).

In this example, the account:

- Provides the potential to earn an attractive level of interest
- Guarantees that the annual interest earned will never be less than zero
- Uses a multi-asset class index to help generate upside potential while maintaining volatility at a target level
- Offers a 2-year term, which may further enhance earnings potential and smooth out interest credits

	ML Strategic Balanced Index Value	ML Strategic Balanced 2-Year Percent Change	Deduct the Annualized Spread Multiplied by Two (1.00% x 2 = 2.00%)	Interest Earned
Date of Issue	1,000	—	—	—
Anniversary 1	1,083	—	—	—
Anniversary 2	1,144	14.40%	14.40% - 2.00% = 12.40%	+12.40%
Anniversary 3	1,092	—	—	—
Anniversary 4	1,200	4.90%	4.90% - 2.00% = 2.90%	+2.90%
Anniversary 5	1,256	—	—	—
Anniversary 6	1,125	-6.25%	-6.25% - 2.00% = -8.25%	0.00%

Up Period:
Interest is credited,
reduced by the
annualized spread
multiplied by
two (2% in this
example).

Down Period:
No interest is
credited.

Important Notes: Index interest credited on the ML Strategic Balanced Index™ 2-Year Point-to-Point Index Interest Account is credited at the end of the 2-year term. As such, it is important to realize that positive index interest in one year of the 2-year period may be offset by negative index interest in the other year. The ML Strategic Balanced Index™ embeds an annual index cost in the calculations of the change in index value over the index term. This "embedded index cost" will reduce any change in index value over the index term that would otherwise have been used in the calculation of index interest, and it funds certain operational and licensing costs for the Index. It is not a fee paid by you or received by American General Life Insurance Company. While there is no cap on this crediting strategy, please keep in mind that the performance of the ML Strategic Balanced Index™ is reduced by a declared spread when determining your actual interest credited rate, and that the composition and risk-controlled nature of the ML Strategic Balanced Index™ may dampen the upside potential of the Index's performance. However, the interest credited rate will never be less than zero percent.

3 Ways to Help Maximize Your Retirement Income with Lifetime Income Plus®

1 GUARANTEE rising income over the contract's first 10 years

The Lifetime Income Plus guaranteed living benefit rider ensures growth of your Income Base by locking in the greater of interest earned from the contract (if a maximum anniversary value is achieved) or an annual income credit of up to 7%. Here's how it works:

- **Your Income Base will increase by 7%** every year withdrawals are not taken in the first 10 contract years. If the interest earned in your contract is higher than 7% and results in an anniversary value that is greater than all previous anniversary values, then your Income Base will step up to that amount.
- **Your Income Base can rise for the first 10 contract years**, providing you with increasing income, even after withdrawals begin. You will receive a partial income credit, as long as withdrawals are taken according to the terms of the rider (see example on the next page).
Note: Excess withdrawals will void any income credits and could reduce your Income Base. Please refer to the Owner Acknowledgment and Disclosure Statement for details.
- **Your Income Base can continue to step up** through potential interest earnings on each contract anniversary after the first 10 contract years, if a highest anniversary value is achieved.

The Income Base is the amount on which lifetime withdrawals and the rider fee are based. It is not a part of the contract value. Eligible premiums are all premiums received within 30 days of contract issue and do not include income credits.⁷ The anniversary value is the value of the contract on a contract anniversary. Please see page 21 for additional Key Terms and Definitions.

⁷ In Oregon, Power 7 Protector Plus Income can only be issued as a single premium contract. No other premiums may be paid.

Lifetime Income Plus can guarantee income growth, even in a down market and after withdrawals begin

The amount credited to your Income Base is 7% minus the percentage of the Income Base withdrawn. As you can see from the example below, if you take a 5% withdrawal during the first 10 contract years, your annual income credit would be 2%. This amount is locked into your Income Base and will not decline due to market performance.

Be Confident Knowing Your Retirement Income Can Rise Even While You're Taking Withdrawals

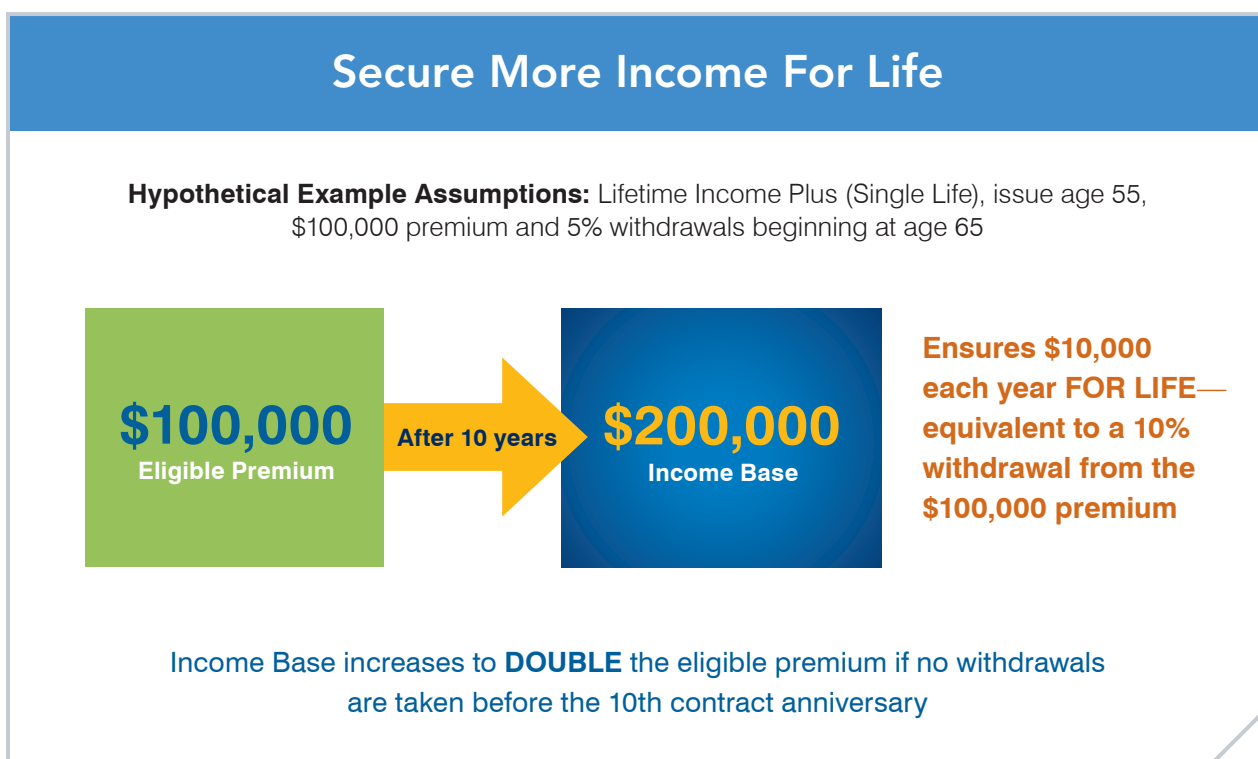


*Withdrawals must be taken subject to the terms of the rider. Excess withdrawals will eliminate the income credit and can reduce the Income Base.

Important Note: Lifetime Income Plus is included as part of the contract for an annual fee of 0.95% of the Income Base. This fee is deducted from the contract value on each contract anniversary; it will be deducted on a pro-rata basis if the contract to which the rider is attached is fully surrendered before the end of a contract year. The rider fee may differ by state. Please refer to page 21 for more information on the Income Base and other Key Terms and Definitions.

2 **GUARANTEE doubling** of your retirement income potential after the first 10 contract years, when no withdrawals are taken.

With Lifetime Income Plus, your Income Base is guaranteed to **DOUBLE**, when no withdrawals are taken before the 10th contract anniversary. The following chart shows a hypothetical example of how the doubling can work.



This hypothetical example is for illustrative purposes only, is not an actual case and assumes no withdrawals before the 10th contract anniversary. It is intended only to show how the Lifetime Income Plus rider might work.

3 GUARANTEE more retirement income for life with annual withdrawals of up to 6%.

The maximum annual amount you can lock in for life using Lifetime Income Plus depends on your age at the time of the first withdrawal and the number of individuals covered.

Maximum Annual Withdrawal Amount (as a percentage of the Income Base)		
AGE OF COVERED PERSON(S) AT FIRST WITHDRAWAL	ONE COVERED PERSON (Single Life)	TWO COVERED PERSONS (Joint Life)
75 and older	6.00%	5.50%
70 to 74	5.50%	5.00%
65 to 69	5.00%	4.50%
60 to 64	4.25%	3.75%

Note: Withdrawals prior to age 60 are considered excess withdrawals and will reduce future income. The Maximum Annual Withdrawal Amount (MAWA) is determined by the age at the time of the first withdrawal on or after age 60. The age at the time of the first withdrawal is based on the age of the older individual if the contract is jointly owned with one covered person, or the age of the younger individual if two people are covered.



GUARANTEE

Rising Income for Up to 10 Contract Years

The Lifetime Income Plus guaranteed living benefit rider provides **guaranteed income for retirement that will rise for the contract's first 10 years**, as long as withdrawals are taken within the rider's terms. The following is a hypothetical example of how this rider might work.



Meet Jane

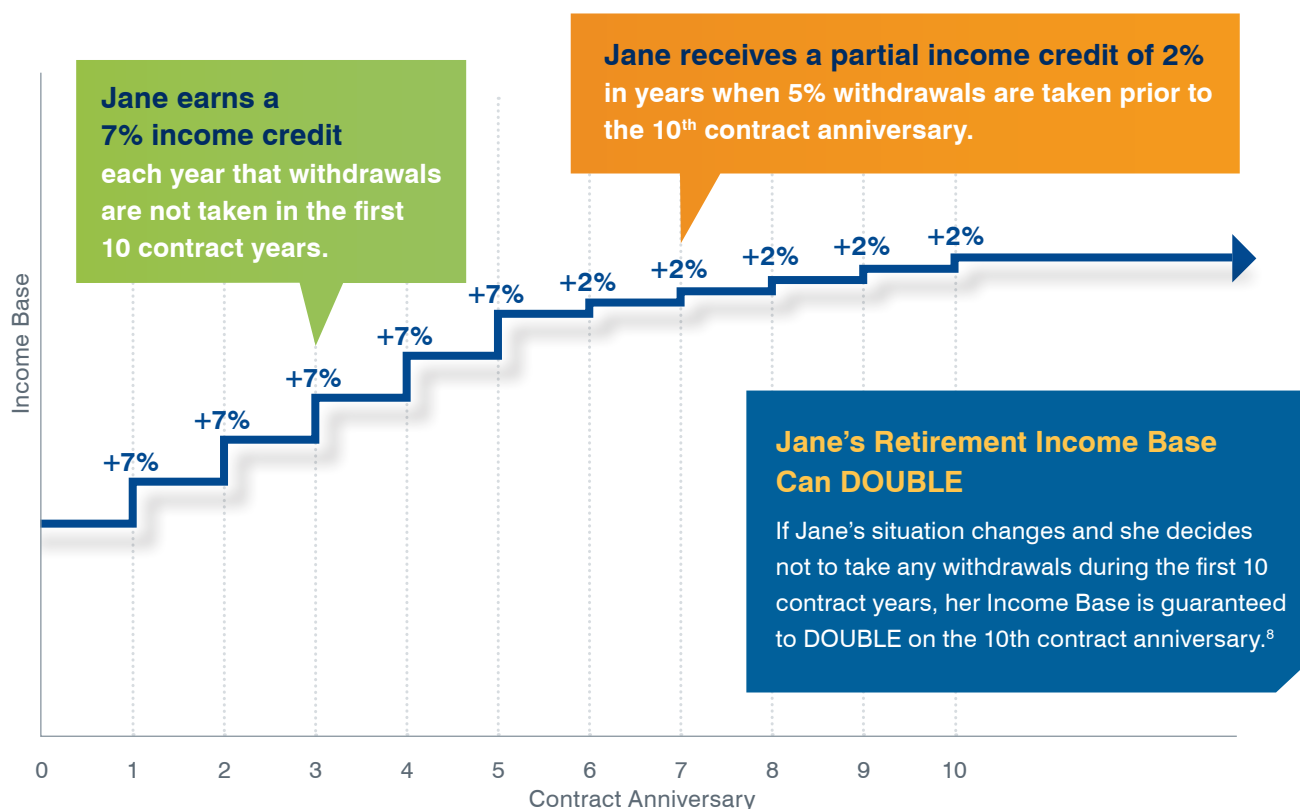
Profile: Jane is 60 years old and plans to retire in 5 years.

Objective: Jane wants the opportunity to increase her retirement income potential. She is also looking for an additional source of guaranteed income to help supplement her Social Security benefits and pension, and wants to continue growing her retirement income, even after she starts taking withdrawals.

Solution: Jane uses \$100,000 of her savings to purchase Power 7 Protector Plus Income with Lifetime Income Plus. With Lifetime Income Plus, Jane can be confident that her Income Base will grow by 7% every year that withdrawals are not taken during the first 10 contract years. In the year that she begins 5% withdrawals at age 65, Jane will receive \$6,750 (5% of \$135,000 Income Base) while her Income Base is still guaranteed to increase by 2% every year for the next 5 years. Please note that the annual rider fee (0.95% of the Income Base) will reduce the value of the annuity contract, but not the Income Base or the annual guaranteed income from Lifetime Income Plus.

Jane's Retirement Income Is Guaranteed to Increase and Last For Life

Hypothetical Example Assumptions: Lifetime Income Plus (Single Life), issue age 60, \$100,000 premium, 0% interest earned and 5% withdrawals at age 65.



Jane's retirement income can automatically rise and is protected for life⁹

5% withdrawals begin after 5 years

AGE 60 61 62 63 64 65 66 67 68 69 70

Jane is guaranteed \$7,250 per year for life!

This hypothetical example is not to scale. It is provided for illustrative purposes only, is not an actual case and assumes 0% interest earned in the contract and no withdrawals taken until year 6. The chart is intended solely to depict how Lifetime Income Plus (Single Life) might work and does not reflect the performance of any specific contract.

⁸Eligible premiums do not include income credits. Individuals should realize that any withdrawals taken during the contract's first 10 years, including the 10th contract year, will void the opportunity to increase the Income Base to an amount equal to double the eligible premiums.

⁹Income may decline if excess withdrawals are taken or if the contract is annuitized using the contract's annuity provisions.

MORE FLEXIBILITY to Access Your Money

Power 7 Protector Plus Income also offers other **flexible withdrawal options to help you meet your retirement income needs.**

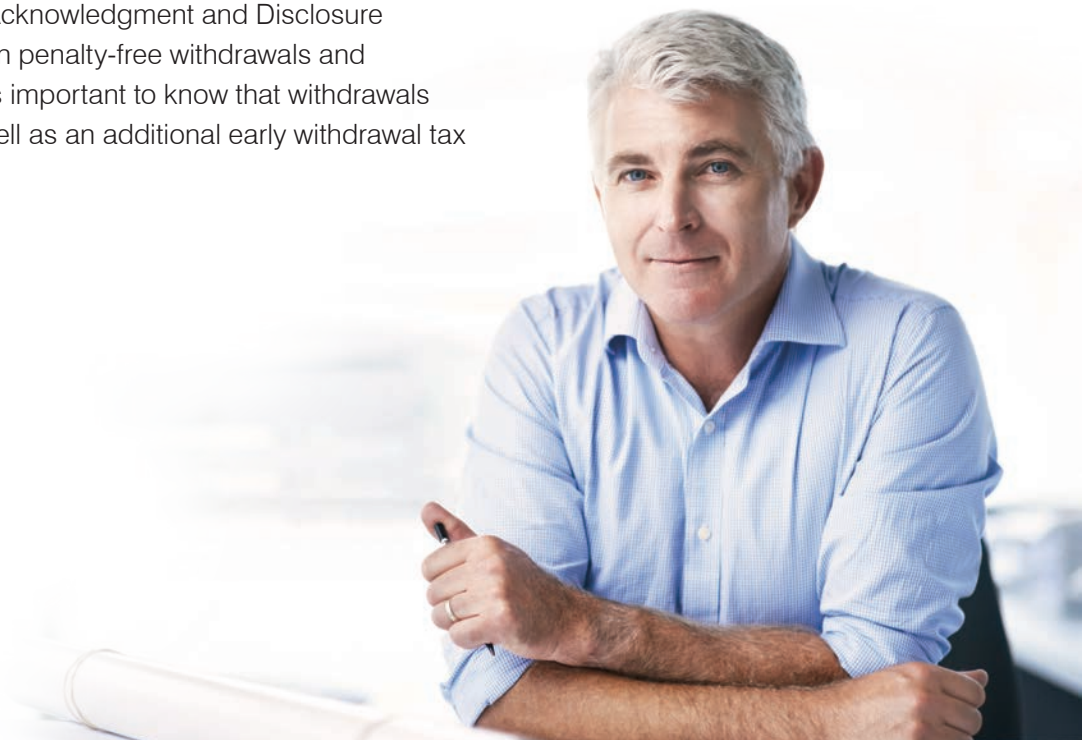
Take Advantage of Penalty-Free Withdrawals

After the first contract year, you can withdraw up to 10% of your contract value (based on your prior anniversary value) without incurring any company-imposed charges (see next page for information on these charges). With Lifetime Income Plus, you will never pay withdrawal charges on withdrawals up to the Maximum Annual Withdrawal Amount (MAWA); Market Value Adjustments (MVAs) will also not apply. Keep in mind that a withdrawal in excess of the MAWA will reduce your future income under the benefit, even if it is a Free Withdrawal.

Access Your Money in Times of Need or Illness

The withdrawal charge and MVA may be waived if you are diagnosed with a terminal illness, have extended care needs, or are confined to a nursing home or an assisted living facility. Restrictions and limitations apply. Riders providing for waiver of withdrawal charges and MVA may not be available in all states.

Note: Please refer to the Owner Acknowledgment and Disclosure Statement for more information on penalty-free withdrawals and waiver of withdrawal charges. It is important to know that withdrawals are subject to income taxes as well as an additional early withdrawal tax when taken before age 59½.



Additional Product Details

Annuitization

Power 7 Protector Plus Income offers additional lifetime income options at no extra cost. These annuitization options, also known as Income Plans, allow you to convert your contract value into a stream of guaranteed income that can last for your life, the life of you and a designated second person, or for a specific period of time.

Beneficiary Protection

With Power 7 Protector Plus Income, the death benefit proceeds pass directly to your designated beneficiary(ies) without probate. Your beneficiaries will receive the greater of your contract value, including applicable interest, or the Minimum Withdrawal Value (see below) upon death, avoiding the potential delays and costs of probate.

Withdrawal Charge

Withdrawals in excess of the Free Withdrawal amount are subject to withdrawal charges that decline over 7 years, as follows:

Contract Year	1	2	3	4	5	6	7	8+
Percentage (%)	8	7	6	5	4	3	2	0

Market Value Adjustment (MVA)

Withdrawals in excess of the Free Withdrawal amount or amounts annuitized during the first 7 years are subject to an MVA. This adjustment may either increase or decrease the amount you receive, and is determined by a formula in the contract that reflects changes in the Barclays US Credit Index yield since the contract was issued. The MVA may not apply in all states.

Minimum Withdrawal Value

Power 7 Protector Plus Income guarantees that upon full surrender, payment of death benefit or annuitization, you will never receive less than 87.5% of your premium, less withdrawals (excluding any withdrawal charge and MVA), growing at an annual rate of 1% compounded daily. State variations apply. See the Owner Acknowledgment and Disclosure Statement for details.

Cash Surrender Value

If you take a full surrender, you will receive the greater of the contract value (adjusted for any MVA, living benefit fee and withdrawal charge) or the Minimum Withdrawal Value.

Please see your agent and refer to the Owner Acknowledgment and Disclosure Statement for more information about Power 7 Protector Plus Income.

Benefit from the Strength and Experience of American General Life

American General Life Insurance Company (American General Life), the issuer of Power 7 Protector Plus Income, is a part of American International Group, Inc. (AIG), the largest insurance organization in the U.S. based on market capitalization as of December 31, 2014.* AIG companies are leading providers of property and casualty insurance, life insurance, retirement products and other financial services.

In addition, American General Life has received strong financial strength ratings from independent ratings agencies, reflecting its financial stability and ability to meet its obligations to policyholders. For details on specific insurer ratings, please visit the About Us section of www.aig.com/annuities.

For more information on how you can protect your principal, grow a portion of your retirement assets and guarantee more income for life using Power 7 Protector Plus Income with the Lifetime Income Plus rider, please contact your agent today.

* Excludes Berkshire Hathaway Inc., a diversified holding company with insurance subsidiaries.



Key Terms and Definitions for Lifetime Income Plus

Please see the Owner Acknowledgment and Disclosure Statement for additional details.

- **Cancellation:** Lifetime Income Plus may be canceled on the 5th contract anniversary or any subsequent contract anniversary following the company's receipt of the cancellation request. Once the cancellation becomes effective, the associated fee will no longer be charged. This feature cannot be re-elected following cancellation.
- **Eligible Premium:** The money used to purchase the annuity contract is called the premium. Eligible premiums are all premiums received in the first 30 days of the contract and do not include income credits. Eligible premiums are included in the Income Base and Income Credit Base.
- **Excess Withdrawals:** Withdrawals taken prior to age 60 and/or withdrawals that exceed the Maximum Annual Withdrawal Amount are considered "excess withdrawals." Excess withdrawals will eliminate the income credit and reduce the Income Base and Income Credit Base in the same proportion by which the contract value is reduced by the excess withdrawal. If an excess withdrawal reduces the contract value to zero, the rider will terminate and you will no longer be eligible to take withdrawals or receive lifetime income payments.
- **Highest Anniversary Value:** The contract value on a contract anniversary that is higher than all previous anniversary values.
- **Income Base:** The value on which guaranteed withdrawals and the annual rider fee are based; it is not used in the calculation of the contract value or any other benefits under the contract, and cannot be withdrawn partially or in a lump sum. The Income Base is initially equal to the first eligible premium. The Income Base is increased each time an eligible premium is made. It is also adjusted for excess withdrawals. On each contract anniversary, the Income Base is set to equal the greater of (1) the highest anniversary value, or (2) the current Income Base increased by any available income credit. The Income Base is automatically evaluated on contract anniversaries while the contract value is greater than zero and the rider is still in effect, provided you have not reached the Maturity Date. On the 10th contract anniversary, the Income Base may be increased to the Minimum Income Base (200% of eligible premiums) if no withdrawals have been taken from the contract.
- **Income Credit:** The amount that may be added to your Income Base in each of the first 10 contract years. The annual income credit is 7% of the Income Credit Base in years when no withdrawals are taken. The annual income credit will be reduced by the percentage of the Income Base withdrawn in years when withdrawals are taken. An income credit is not available in years an excess withdrawal is taken. When withdrawals are taken that reduce the available income credit, future income may be lower than if a full income credit were received.
- **Income Credit Base:** A component of the rider that is used solely to calculate the income credit. Initially, the Income Credit Base is equal to the first eligible premium. If the Income Base steps up to your anniversary value on a contract anniversary, your Income Credit Base will also step up to this amount. The Income Credit Base is not increased if your Income Base rises due to the addition of the income credit. The Income Credit Base is adjusted for excess withdrawals and is increased each time an eligible premium is made.
- **Income Credit Period:** The period of time over which an income credit may be added to the Income Base. It begins on the contract issue date and ends 10 years later.
- **Issue Age:** Power 7 Protector Plus Income with Lifetime Income Plus is only available to individuals aged 50-80. The maximum issue age may be lower for certain states and firms. Please check with your agent for complete details.
- **Maturity Date:** If the contract value and the Income Base are greater than zero on the Maturity Date (95th birthday), you must select one of the following: 1) Annuitize the contract value under the contract's annuity provisions; or 2) Elect to receive the current Maximum Annual Withdrawal Amount.
- **Maximum Annual Withdrawal Amount (MAWA):** The maximum amount of income you can take each year without reducing the Income Base and Income Credit Base (see table on page 15).

Index annuities are not a direct investment in the stock market. They are long-term insurance products with guarantees backed by the claims-paying ability of the issuing insurance company. They provide the potential for interest to be credited based in part on the performance of the specified index, without the risk of loss of premium due to market downturns or fluctuations. Index annuities may not be suitable or appropriate for all individuals.

Withdrawals may be subject to federal and/or state income taxes. An additional 10% federal tax may apply if you make withdrawals or surrender your annuity before age 59½. Consult your tax advisor regarding your specific situation.

The S&P 500® Index is a product of S&P Dow Jones Indices LLC ("SPDJI"), and has been licensed for use by American General Life Insurance Company and affiliates. Standard & Poor's® S&P® and S&P 500® are registered trademarks of Standard & Poor's Financial Services LLC ("S&P"); Dow Jones® is a registered trademark of Dow Jones Trademark Holdings LLC ("Dow Jones"); and these trademarks have been licensed for use by SPDJI and sublicensed for certain purposes by American General Life Insurance Company and affiliates. American General Life Insurance Company and affiliates' products are not sponsored, endorsed, sold or promoted by SPDJI, Dow Jones, S&P, or their respective affiliates, and none of such parties make any representation regarding the advisability of purchasing such product(s) nor do they have any liability for any errors, omissions, or interruptions of the S&P 500® Index.

Barclays Capital Inc. and its affiliates ("Barclays") is not the issuer or producer of the Power 7 Protector Plus Income Index Annuity and Barclays has no responsibilities, obligations or duties to purchasers of Power 7 Protector Plus Income. The Barclays US Credit Index is a trademark owned by Barclays Bank PLC and licensed for use by American General Life Insurance Company ("AGL") as the issuer of Power 7 Protector Plus Income. While AGL may for itself execute transaction(s) with Barclays in or relating to the Barclays US Credit Index in connection with Power 7 Protector Plus Income that purchasers acquire from AGL, purchasers of Power 7 Protector Plus Income neither acquire any interest in the Barclays US Credit Index nor enter into any relationship of any kind whatsoever with Barclays upon purchasing Power 7 Protector Plus Income. Power 7 Protector Plus Income is not sponsored, endorsed, sold or promoted by Barclays, and Barclays makes no representation regarding the advisability of Power 7 Protector Plus Income or use of the Barclays US Credit Index or any data included therein. Barclays shall not be liable in any way to the issuer or to other third parties in respect of the use or accuracy of the Barclays US Credit Index or any data included therein or in connection with the administration, marketing, purchasing or performance of Power 7 Protector Plus Income.

The ML Strategic Balanced Index™ (the "Index") is the property of Merrill Lynch, Pierce, Fenner & Smith Incorporated. The Index includes an embedded annual index cost in the calculations of the change in index value, which will reduce any increases in the index value. Since it will affect the return of the Index, it may also impact the return on any product linked to this Index. Please see the applicable offering materials on the product for further information on how the products work and the fees and costs associated with such products.

Merrill Lynch, Pierce, Fenner & Smith Incorporated and its affiliates ("BofA Merrill Lynch") indices and related information, the name "BofA Merrill Lynch", and related trademarks, are intellectual property licensed from BofA Merrill Lynch, and may not be copied, used, or distributed without BofA Merrill Lynch's prior written approval. The products of licensee American General Life Insurance Company have not been passed on as to their legality or suitability, and are not regulated, issued, endorsed, sold, guaranteed, or promoted by BofA Merrill Lynch. BOFA MERRILL LYNCH MAKES NO WARRANTIES AND BEARS NO LIABILITY WITH RESPECT TO ANY INDEX, ANY RELATED INFORMATION, ITS TRADEMARKS, OR THE PRODUCT(S) (INCLUDING WITHOUT LIMITATION, ITS QUALITY, ACCURACY, SUITABILITY AND/OR COMPLETENESS).

The ML Strategic Balanced Index™ (the "Index") is the property of Merrill Lynch, Pierce, Fenner & Smith Incorporated, which has contracted with S&P Opco, LLC (a subsidiary of S&P Dow Jones Indices LLC) to calculate and maintain the Index. The Index is not sponsored by S&P Dow Jones Indices or its affiliates or its third party licensors (collectively, "S&P Dow Jones Indices"). S&P Dow Jones Indices will not be liable for any errors or omissions in calculating the Index. "Calculated by S&P Dow Jones Indices" and the related stylized mark(s) are service marks of S&P Dow Jones Indices and have been licensed for use by Merrill Lynch, Pierce, Fenner & Smith Incorporated.

This material was prepared to support the marketing of Power 7 Protector Plus Income. Please keep in mind that American General Life Insurance Company and its distributors and representatives may not give tax, accounting or legal advice. Any tax statements in this material are not intended to suggest the avoidance of U.S. federal, state or local tax penalties. Such discussions generally are based upon the company's understanding of current tax rules and interpretations. Tax laws are subject to legislative modification, and while many such modifications will have only a prospective application, it is important to recognize that a change could have retroactive effect as well. You should seek the advice of an independent tax advisor or attorney for more complete information concerning your particular circumstances and any tax statements made in this material.

Tax-qualified plans such as IRAs, 401(k)s or 403(b) plans are tax deferred regardless of whether or not they are funded with an annuity. If you use Power 7 Protector Plus Income to fund a tax-qualified plan, you should know that an annuity does not provide any additional tax-deferred treatment of interest beyond the treatment by the tax-qualified plan itself. You should only use an index annuity in a tax-qualified plan if you want to benefit from features other than tax deferral. If you intend to take Required Minimum Distributions (RMDs), please consult with a tax advisor concerning your particular circumstances. Power 7 Protector Plus Income may not be appropriate for use with contributory plans if you plan to make ongoing contributions. In addition, a Required Minimum Distribution under a qualified contract is a withdrawal and, as such, will prevent the application of the Minimum Income Base under the Lifetime Income Plus rider if it occurs during the first 10 contract years.

Annuities are issued by American General Life Insurance Company, 2727-A Allen Parkway, Houston, Texas 77019.

Power 7 Protector Plus Income Modified Single Premium Deferred Fixed Index Annuity (Single Premium Only in Oregon), Contract Number AG-800 (12/12); Market Value Adjustment (MVA) Rider, Form Number AGE-8000 (12/12); Lifetime Income Plus (Formal Name: Optional Guaranteed Living Benefit Rider), Form Number AGE-8002 (9/13); Annual Point-to-Point Index Interest Account Rider, Form Number AGE-8003 (12/12); Monthly Point-to-Point Additive Index Interest Account Rider, Form Number AGE-8005 (12/12); Terminal Illness Rider, Form Number AGE-8007 (12/12); Extended Care Rider, Form Number AGE-8008 (12/12); Activities of Daily Living Rider, Form Number AGE-8009 (12/12); Periodic Average Index Interest Account Rider, Form Number AGE-8024 (9/13); and Annual Point-to-Point and 2-Year Point-to-Point Index Interest Account Riders, Form Number AGE-8028 (4/14).

American General Life Insurance Company (AGL) is a member of the American International Group, Inc. (AIG) financial services companies. AIG is a leading international insurance organization serving customers in more than 100 countries and jurisdictions. Its companies are among the nation's top providers of property and casualty insurance, life insurance and retirement products. The underwriting risks, financial and contractual obligations and support functions associated with the annuities issued by AGL are its responsibility. **Guarantees are backed by the claims-paying ability of AGL. AGL does not solicit business in the state of New York. Annuities and riders may vary by state and are not available in all states. © American International Group, Inc. All rights reserved.**

Not FDIC or NCUA/NCUSIF Insured

May Lose Value • No Bank or Credit Union Guarantee
Not a Deposit • Not Insured by any Federal Government Agency

