



**WORKING HARDER
TO BE YOUR
CARRIER OF CHOICE**

NASSAU INCOME ACCELERATOR

**A SINGLE PREMIUM FIXED INDEXED ANNUITY
WITH LIFETIME WITHDRAWAL INCOME OPTIONS**

www.nfg.com

Issued by Nassau Life and Annuity Company,
a subsidiary of Nassau Financial Group

BRIDGING THE INCOME GAP

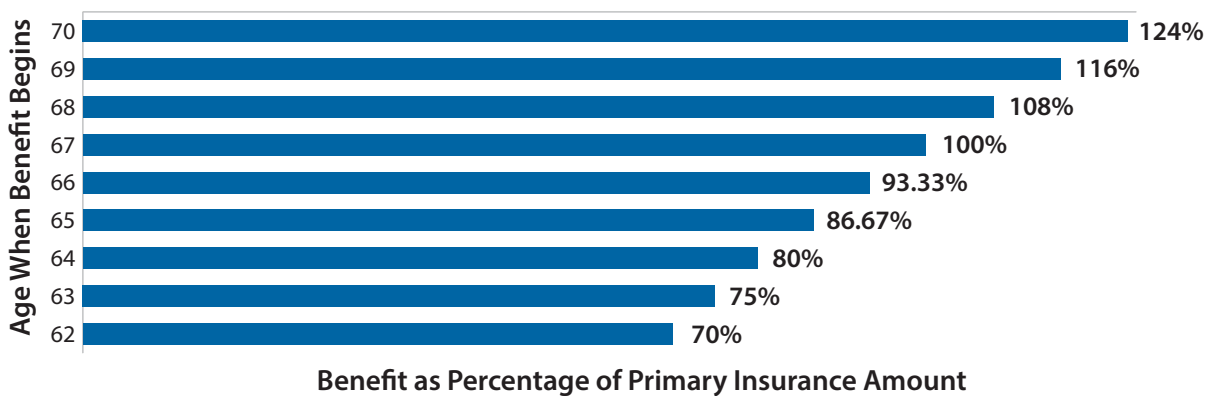
Did you know that some sources of retirement income such as Social Security, a government or state pension, or even a corporate pension, may offer increased benefits for each month or year that you delay accessing income? Waiting for that income, though, could lead to a potential income gap, depending on the lifestyle you plan to enjoy.

With the flexibility of Nassau Income Accelerator, and one of three rider options, you can have an “income bridge” to potentially optimize retirement income and supplement Social Security and other retirement benefits as part of a comprehensive retirement income strategy.

OPTIMIZING TOTAL RETIREMENT INCOME

Social Security benefits vary by the age you begin claiming benefits. At 67 (full retirement age), 100% of your Social Security benefit is payable. Annual Social Security benefits can increase by up to 24% if you wait until age 70 to claim benefits but reduce by up to 30% if you begin benefits as early as age 62.* See chart below.

Effect of Early or Delayed Retirement on Social Security Retirement Benefits*



*For those born in 1960 or later. The “primary insurance amount” is the benefit (before rounding down to next lower whole dollar) a person would receive if he/she elects to begin receiving Social Security retirement benefits at his/her normal retirement age. Source: Social Security Administration, Social Security Benefits: Effect of Early or Delayed Retirement on Retirement Benefits.

WHY YOU MIGHT NEED A HIGHER INCOME LATER IN RETIREMENT

LONGEVITY RISK – Outliving income is a concern for many retirees. As you develop your income plan, you may want to factor in a longer time horizon for the possibility of increased life expectancy.

LIFESTYLE RISK – You may be surprised how quickly expenses can add up for those experiences you want to enjoy in retirement. So it’s important that your retirement plan include realistic estimates of your future expenses.

EXPENSES MAY OUTPACE COST OF LIVING ADJUSTMENTS¹

36% Loss of Buying Power Since 2000

\$816 – average monthly Social Security benefit in 2000

\$1,453.20 – average monthly Social Security benefit in 2023

A retiree would need **\$1,969.80** in average monthly Social Security benefits in 2023 to maintain the same level of buying power as in 2000.

Product features, rider options and availability may vary by state. Please review all pages of this Product Overview with your insurance producer or financial professional for details on product features. The Product Summary that accompanies this overview includes further information on state variations, restrictions and other conditions that may apply.

1. The Senior Citizens League, “2023 Social Security Loss of Buying Power Study,” May 2023



NASSAU INCOME ACCELERATOR

FLEXIBLE GUARANTEED LIFETIME INCOME OPTIONS THAT CAN POTENTIALLY HELP OPTIMIZE SOCIAL SECURITY OR PENSION BENEFITS ON YOUR SCHEDULE.

GUARANTEE: Retire confidently knowing your income will last for your entire lifetime.

CUSTOMIZE: Tailor your annuity according to your personal goals and time horizon.

OPTIMIZE: Build an income bridge that helps you make the most of your other retirement benefits.

Nassau Income Accelerator can be customized to fit your individual retirement income plan.

Choose one of the following three guaranteed minimum withdrawal benefit riders:²

The Flex-Forward Income BenefitSM rider can be used to provide you with income before you begin receiving income from other retirement income sources such as Social Security and pensions. It offers higher income payments early on (the Early Income Feature) in exchange for lower income payments later (the Lifetime Income Feature).³

The Income Horizon: Early rider provides steady income for life, designed to begin within 3 years of purchase.

The Income Horizon: Later rider provides steady income for life, designed to begin 4 or more years after purchase.

Nassau Life and Annuity Company, Nassau Income Accelerator and the Flex-Forward Income Benefit rider are NOT connected with, recommended, or endorsed by any governmental program, agency, or entity, including the Social Security Administration.

2. A rider must be elected at the time of annuity application and involves an additional fee (a percentage of your Income Benefit Base deducted annually from the contract value). Income payment guarantees are based on the claims-paying ability of the insurance company, and only payments, not contract values, are guaranteed.

3. The Flex-Forward Income Benefit rider's Early Income Feature is only available if the rider is exercised when the youngest covered person is age 70 or younger. The rider's Early Income Amount is subject to minimums and maximums. After age 70, only the Lifetime Income Feature is available.

CREATE A PLAN TO HELP OPTIMIZE YOUR OTHER RETIREMENT BENEFITS

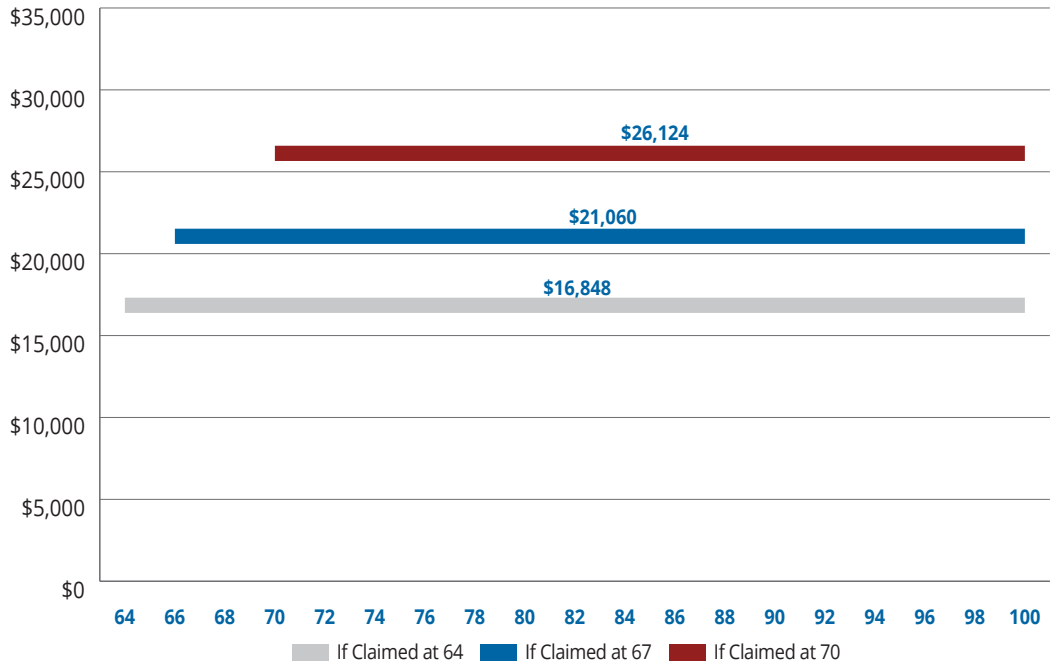
Delaying your claim on retirement income sources such as Social Security or a pension could potentially provide a valuable strategy for your retirement.



EXAMPLE:
Tim, Age 62

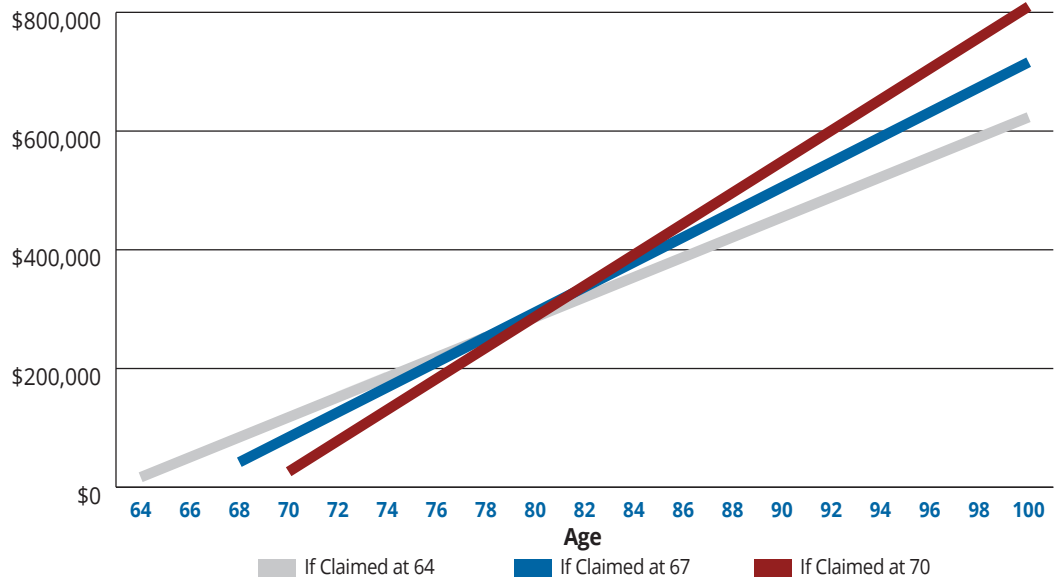
Tim compares how his annual Social Security benefits will vary if he makes his Social Security claim at age 64, 67 (full retirement age) or age 70.

Sample Social Security Annual Benefit Amounts (ABAs)



Looking at the total benefits he could receive over time, Tim discovers that a delay in his Social Security claim to age 67 will pay off by about age 78. Waiting until age 70 will result in the highest total income received by the time Tim is 90.

Sample Cumulative Social Security Income By Age at Claim



The examples shown in these charts are based on estimated Social Security Benefits for age 64, 67 and 70 assuming a 12/1/1961 date of birth; \$0 earnings in 2023; and \$60,000 of earnings in 2022 and a date of death not sooner than 100. Age 64 benefit assumes payments begin 12/1/2025. Examples assume no cost-of-living adjustments.

By receiving a higher annuity income benefit in early years, you might be able to delay accessing your Social Security benefits. Subject to certain conditions, delaying access to your Social Security benefits may result in such benefits being increased by a certain percentage for each month of delay beyond full retirement age, up to age 70.

BUILDING THE BRIDGE WITH THE EARLY INCOME FEATURE

Nassau Income Accelerator can support a strategy to delay claims on retirement income sources with the optional Flex-Forward Income Benefit rider. Designed to help you bridge the gap until you claim these benefits, this rider is customizable to your specific income requirements and timeline.

THE FLEX-FORWARD INCOME BENEFIT: TWO INCOME FEATURES

EARLY INCOME FEATURE



INCOME BRIDGE: ENHANCED EARLY INCOME When you exercise this rider, you choose the Early Income Amount you will receive, and select the Early Income Period up to 8 years.

LIFETIME INCOME FEATURE



LIFETIME INCOME: STEADY INCOME FOR LATER YEARS When the Early Income Period ends, your guaranteed income payments will continue for the rest of your life at a Lifetime Income Amount.

EXAMPLE – EXERCISING THE FLEX-FORWARD INCOME BENEFIT RIDER:

Tim purchases Nassau Income Accelerator with the Flex-Forward Income Benefit. He decides to claim Social Security at age 67 and exercise the rider at age 64, electing to receive the Early Income Amount for three years.

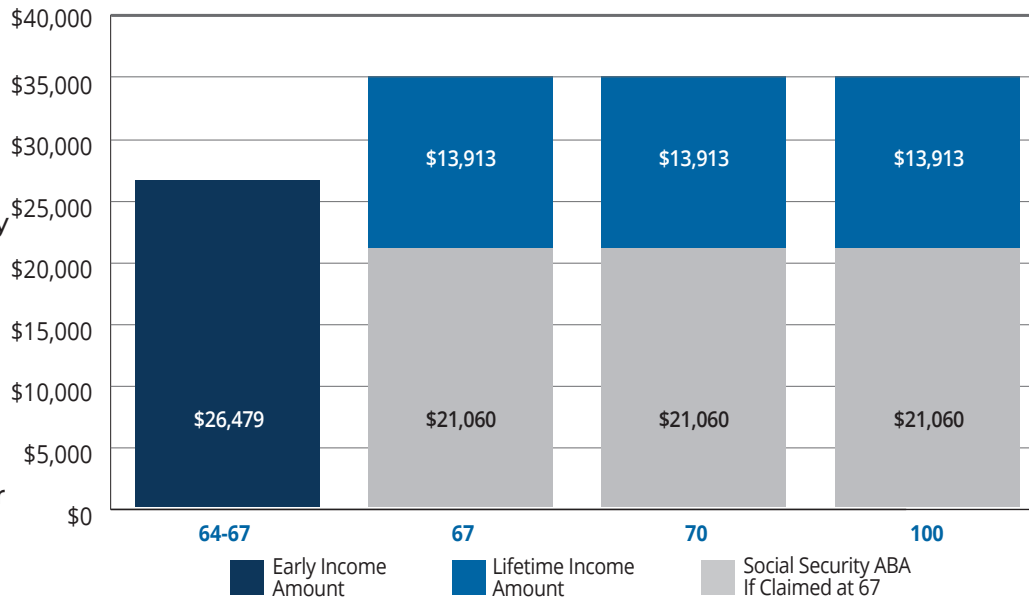
EARLY INCOME AMOUNT: \$26,479

Tim's Early Income Amount guarantees higher annual annuity income payments for 3 years so that he can delay claiming Social Security benefits until age 67.

LIFETIME INCOME AMOUNT: \$13,913

After the Early Income Period ends, annuity payments shift to a lower guaranteed lifetime income payment.

Annual Income



SOCIAL SECURITY: A \$4,212 RAISE

Tim's Social Security benefit, if delayed until age 67, will be higher than it would have been if benefits were claimed at age 64. His annual income from Social Security and Nassau Income Accelerator combined would be \$34,973 beginning at age 67.

This hypothetical example is meant only to demonstrate how the Flex-Forward Income Benefit rider's Early Income Amount and Lifetime Income Amount features work. Assumes \$200,000 premium, single benefit option, rider purchased at age 62 and rider exercise at age 64, an Early Income Period of three years, and Lifetime Income Amount thereafter. Example assumes no prior withdrawals and does not reflect any applicable rider fees. Actual benefits and rider payments will vary. Average Social Security Benefits for age 64, 67 and 70 assume a 12/1/1961 date of birth; \$0 earnings in 2023; and \$60,000 of earnings in 2022 and no cost-of-living adjustments. Age 64 Social Security benefit assumes payments begin 12/1/2025.

If you exercise your rider and start taking Early Income Amount payments before the youngest Covered Person turns 59½, you may be subject to tax penalties. Please be sure to discuss your situation with your tax advisor prior to exercising your rider.

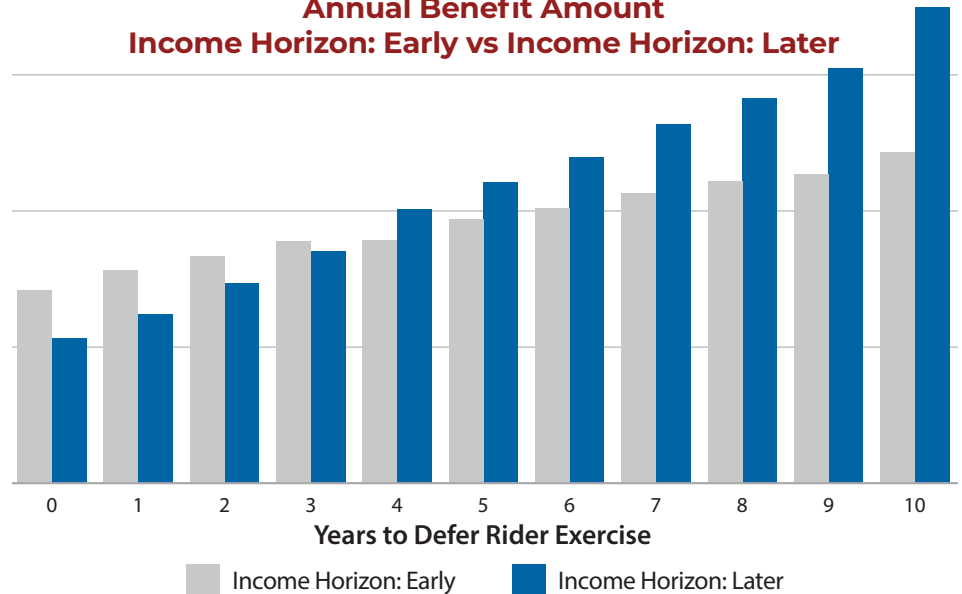
STEADY INCOME OPTIONS FOR YOUR SPECIFIC TIME HORIZON

If you prefer consistent guaranteed lifetime income, the Income Horizon: Early and Income Horizon: Later riders can be tailored to your time horizon for when you plan to begin taking income.

LEVELIZED INCOME WITH INCOME HORIZON

- **Income Horizon: Early** if you plan on taking income within three years of purchase
- **Income Horizon: Later** if you plan on taking income beginning four years or more after purchase

Annual Benefit Amount
Income Horizon: Early vs Income Horizon: Later



These hypothetical examples are meant only to demonstrate how the riders are designed to work and are not a promise or projection of future income payments or returns. Assumes election of a single coverage option for a 65 year-old at the time of contract issue with an upfront bonus to the Income Benefit Base of 10% of premium and simple interest credit/roll-ups of 10% of premium to the Benefit Base in years 1-10. Your actual income guarantee is determined by multiplying your Income Benefit Base by a withdrawal factor at rider exercise.



RMD FLEXIBILITY

Withdrawals for Required Minimum Distributions (RMDs) associated with this contract will not be subject to fees or a Market Value Adjustment (MVA).⁴ See page 7 of this brochure for details on how RMDs impact guaranteed income benefits.

4. Any withdrawals taken prior to the date of rider exercise will impact guaranteed income payments but will not stop simple interest credits/roll-ups to the Income Benefit Base. Certain Year 1 restrictions may apply. Please consult with your producer for details.

FLEXIBILITY FOR YOUR NEEDS



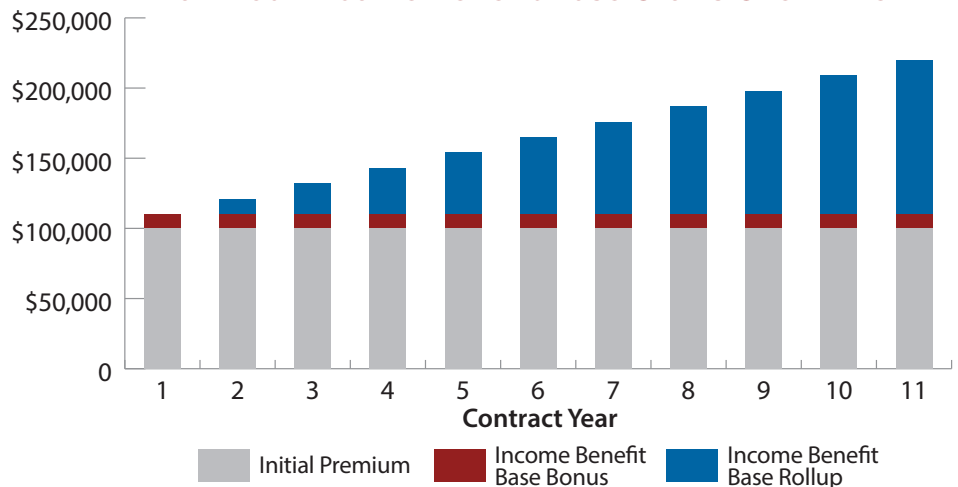
POWERFUL INCOME ENHANCING FEATURES

Each of the income rider options available with the Nassau Income Accelerator fixed indexed annuity include income enhancing features to help maximize your potential guaranteed benefits, including:

- A 10% bonus to the Income Benefit Base; plus
- 10% simple interest credits/roll-ups to the Income Benefit Base each year you defer rider exercise for up to 10 years

Your guaranteed income payments will depend on your Income Benefit Base, age at issue, age at rider exercise and whether you elect a Single or Spousal benefit. For the Flex-Forward Income Benefit rider, the more income elected in the Early Income Period, the lower the Lifetime Income Amount will be.

How Your Income Benefit Base Grows Over Time



The Income Benefit Base equals the amount of the initial premium, plus the amount of the Income Benefit Base Bonus plus the amount of the Income Benefit Base Rollup. This hypothetical example is meant only to demonstrate how the riders are designed to work and not a promise or projection of future returns. Assumes no withdrawals, an initial premium of \$100,000 plus a 10% Income Benefit base bonus and 10% simple interest roll-ups added to the Income Benefit Base in years 1-10. With the Flex-Forward Income Benefit rider: (a) The minimum Early Income Amount is equal to the Annual Benefit Amount ("ABA") and the maximum is equal to the Maximum Early Income Percentage multiplied by the Income Benefit Base; and (b) The Lifetime Income Amount is equal to the Income Benefit Base multiplied by the Lifetime Income Percentage. For the Income Horizon: Early and Income Horizon: Later riders, guaranteed income payments are determined by multiplying the Income Benefit Base by the ABA Percentage at rider exercise. Income payments are considered withdrawals from the annuity and will reduce the Accumulation Value, Cash Surrender Value and death benefit. See the Rider Disclosures for additional information.

The Income Benefit Base is a calculated value used solely to determine your guaranteed income payments and rider fee and is not available for withdrawal. Prior to exercising your rider, you can help to maximize your potential guaranteed income payment by minimizing withdrawals as all withdrawals, including free withdrawals and Required Minimum Distributions (RMDs), are taken from your annuity's contract value and will also reduce the Income Benefit Base. After exercising the rider, be sure to withdraw only amounts up to the guaranteed income payment or RMD associated with the contract, otherwise the Income Benefit Base and future guaranteed income payments will be reduced. The annual fee for the rider is 0.95% of the Income Benefit Base, deducted from the contract value. The rider fee is subject to change and the amount of the fee will increase as the Income Benefit Base grows but will not exceed 1.50%.

A PROTECTED GROWTH STRATEGY

PRINCIPAL PROTECTION

A fixed indexed annuity provides the opportunity to benefit from the growth of the market without downside risk. Your account value may increase as a result of positive performance of a market composite index. Certain indexed accounts and all guaranteed income riders involve fees. In cases where a 0% interest credit is earned, your contract value will still be reduced by applicable fees.

THE POWER OF TAX DEFERRAL

In an annuity, everything you earn is tax deferred until withdrawn, which may help your money grow faster. Your annuity's tax-deferred earnings are not included in your combined income when determining the amount of your Social Security income that is subject to taxes. If you purchase your annuity with after-tax funds, only a portion of your annuity income will be taxable.⁵

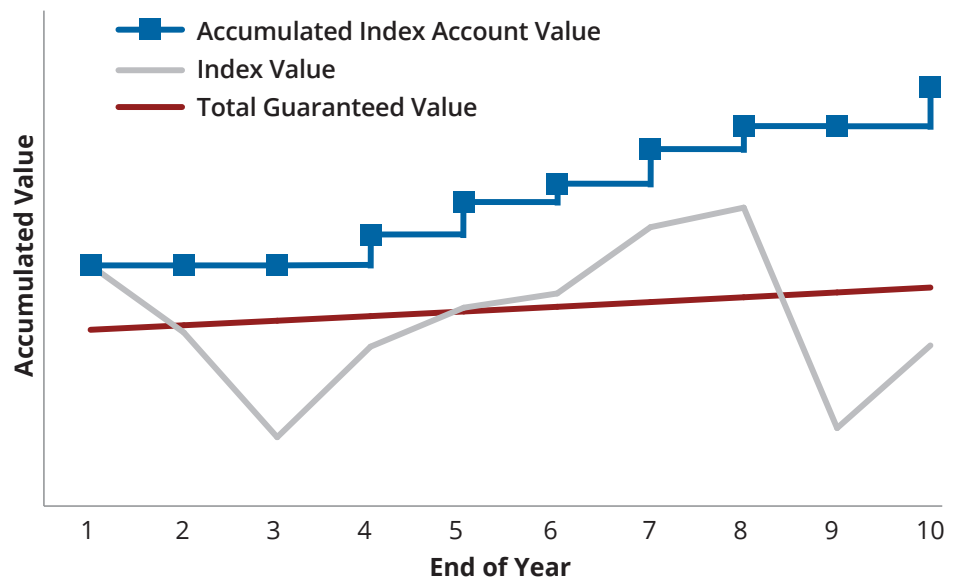
FIXED ACCOUNT

In addition to the indexed accounts, your annuity's funds may be allocated to a fixed account, which earns interest daily at a specified rate of return that is guaranteed for one contract year. It offers a fixed, predictable return on your account value with protection from market risk.⁶



HOW INDEXED ACCOUNTS WORK:

This hypothetical example demonstrates how indexed accounts can work to potentially increase your account value when the index experiences positive market performance and offers protection for your account value when the index experiences negative performance.



This hypothetical illustration is meant only to demonstrate how the account crediting method is designed to work. It does not reflect any applicable rider or strategy fees, assumes no withdrawals are made, and is not a promise or projection of future returns. Actual index values vary daily. Past index performance does not guarantee future results. It is possible to receive a 0% index credit for any or all segment durations. It is also possible for the account value to decrease if index credits are less than strategy fees and rider fees.

5. Annuities are meant to be long-term products. When you do make a withdrawal, your account value will be reduced accordingly, and all subsequent index credits will be based on the remaining account value. Withdrawals may be subject to federal or state income tax and an additional 10% federal penalty if they are taken prior to age 59 1/2. This information is based on current laws which are subject to change. This is not tax advice and you should consult with a tax professional for advice based on your individual circumstances.

6. The Guaranteed Minimum Fixed Account Interest Rate is specified in the contract and can range from 0% to 3%, depending on your state. For current fixed account rates, contact your insurance producer.

GROWTH: ACCUMULATING YOUR ASSETS

INDEXED ACCOUNTS CAN BENEFIT FROM THE MARKET'S UPSIDE

Nassau Income Accelerator can provide the kind of earnings potential that may not be available with other sources of fixed income, such as savings accounts, certificates of deposit, or savings bonds.⁷ Your single premium may be allocated entirely to one indexed account, or divided among up to 13 available indexed accounts. Once the funds are allocated to a given account or accounts, a “segment” is created.

When an index associated with your indexed account experiences positive performance over the segment duration, the account may be eligible for “index credits,” depending on how the account measures performance and the rate used to calculate the index credit. This means your potential returns can be higher than a standard fixed rate of return.

These indexed account strategies offer a level of diversification with different measures and durations of market performance, and by the rate used to calculate the index credit.



Cap rate: Maximum percentage increase credited to the account, based on positive index performance. Index performance is measured by the index value at the segment’s beginning compared to the index value one year later.

Participation rate: Percentage of increase in the index value used to determine the index credit.

Sunrise with participation: The 1-year and 2-year Sunrise Smart Passage SG indexed accounts measure the percentage change in the index after the best monthly return for each year in the segment is set to zero (the “Sunrise Adjustment”). The participation rate declared at the segment’s start is then applied to determine the index credit. Although these accounts may offer higher participation rates compared to other accounts, they may underperform other indexed accounts when yearly index growth is concentrated in one month for the 1-year Segment or one month each year for the 2-year Segment.⁸

Enhanced participation rate: A higher participation rate offers greater growth potential. This includes a strategy fee of 1.00% per year (subject to change for future segments) which is calculated at the end of the segment before any index credit is applied. A pro-rated strategy fee will apply to withdrawals in excess of the Free Withdrawal Amount. It is possible for the account value to decrease if index credits are less than strategy fees.

Rates are set at the beginning of a segment and guaranteed for its duration. Rates are subject to periodic change and may be different at the beginning of each new segment. Consult your insurance producer to learn the current rates for each of the accounts.

7. Savings accounts and certificates of deposit are FDIC-insured, which assures safety of principal and payment of interest. Savings bonds are backed by the full faith and credit of the U.S. Government. Annuities are NOT insured by the FDIC and guarantees are based on the claims paying ability of the issuing company.

8. In addition to the Sunrise Adjustment, the Smart Passage SG index includes a volatility-control mechanism and includes fees in index performance calculations. All of these features may reduce the overall rate of return as compared to an index not subject to adjustments, volatility controls or fees. See the Product Disclosure and read the disclosures at the end of this brochure for more information.


SELECT YOUR GROWTH STRATEGY

CHOICE OF INDEXED ACCOUNTS

You may choose to allocate your contract value to one or a combination of accounts, which earn interest based on the positive performance of the Nasdaq-100® Index, the S&P 500® Index or the Smart Passage SG Index.™ 9

ABOUT THE NASDAQ-100 INDEX

The Nasdaq-100 Index (NDX®) includes 100 of the largest domestic and international non-financial companies listed on The Nasdaq Stock Market based on market capitalization. The Index reflects companies across major industry groups including computer hardware and software, telecommunications, retail/wholesale trade and biotechnology. It does not contain securities of financial companies including investment companies.



ABOUT THE S&P 500 INDEX

The S&P 500 Composite Stock Price Index (S&P 500) is widely regarded as the best single gauge of U.S. large Cap Equities. Comprised of 500 major companies, the S&P 500 Index includes representation from the leading industries of the U.S. economy.



STANDARD INDEXED ACCOUNTS¹⁰


- 1-year Nasdaq-100 (participation rate)
- 2-year Nasdaq-100 (participation rate)
- 1-year S&P 500 (cap rate)
- 1-year S&P 500 (participation rate)
- 2-year S&P 500 (participation rate)
- 1-year Sunrise Smart Passage SG (participation rate)
- 2-year Sunrise Smart Passage SG (participation rate)

ENHANCED PARTICIPATION RATE INDEXED ACCOUNTS WITH STRATEGY FEE¹⁰

- 1-year Nasdaq-100 (enhanced participation rate)
- 2-year Nasdaq-100 (enhanced participation rate)
- 1-year S&P 500 (enhanced participation rate)
- 2-year S&P 500 (enhanced participation rate)
- 1-year Sunrise Smart Passage SG (enhanced participation rate)
- 2-year Sunrise Smart Passage SG (enhanced participation rate)

ABOUT THE SMART PASSAGE SG INDEX¹⁰

The Smart Passage SG Index from Societe Generale uses a three-step stock selection process with the goal of outperforming its benchmark, the S&P 500, by focusing on low volatility stocks. Index account strategies linked to the Smart Passage SG Index use the Sunrise Crediting method, which sets the highest month's return in each year of the account segment to zero prior to calculating index credits.



More information on how each strategy works is found in the Indexed Accounts Supplement, available through your insurance producer.

9. Each account requires a minimum allocation of at least 10% of your premium or \$2,000. The contract does not directly participate in any stock, bond or equity investment. Dividend payments and distributions are not received from any index or component of any index.

10. The Smart Passage SG Index was launched in 2019. Any index performance shown in illustrations and hypothetical examples for periods prior to the index launch dates is based on historical backcasting using hypothetical data. Past performance is not indicative of future results. Multi-year accounts/strategies are not available in New Hampshire. Other state limitations may apply. Nassau may add, substitute or discontinue indexed accounts in the future.

OTHER IMPORTANT INFORMATION

UP TO 10% IN FREE WITHDRAWALS¹¹

Each year during your annuity's surrender charge period you may withdraw up to 10% (the free withdrawal amount) of your contract value, free of surrender charges, a Market Value Adjustment (MVA) and fees. Any withdrawals taken during an index segment will not qualify for partial index credit at the end of the segment. Withdrawals in excess of 10% during the surrender charge period will incur a surrender charge, which is a percentage of the amount withdrawn, and are subject to an MVA. Withdrawals exceeding the free withdrawal amount in any year will be subject to pro-rated rider and strategy fees (if applicable).

SURRENDER CHARGES

Any withdrawals in excess of the free withdrawal amount taken during the surrender charge period will be subject to a surrender charge. The surrender charge period length is 10 years (9 years in CA) following the issue date of your annuity contract.

After this 10-year period, (9 years in CA) you may withdraw the full amount of your contract value with no surrender charge or MVA, however, pro-rated fees may apply. Any guaranteed income benefits will end upon full surrender.

MARKET VALUE ADJUSTMENT (MVA)

The MVA is a value adjustment applied to any withdrawal in excess of the free withdrawal amount during the surrender charge period. It is calculated using the difference in interest rates at the time of withdrawal and interest rates at the inception of the contract, and may be positive or negative.

NURSING HOME WAIVER AND TERMINAL ILLNESS WAIVER

(Subject to state availability)

Surrender charges are waived (though an MVA will still apply) if the contract owner is confined to a hospital or nursing home for at least 90 consecutive days, or is diagnosed with a terminal illness (a life expectancy of 6 months or less), on or after the first contract anniversary.¹²

Please read all pages of the Product Summary, which details surrender charges and complete product information and is required to accompany this overview. If you have not received the Product Summary, you may request one from your insurance producer.

11. At the time of full surrender, any penalty-free withdrawals taken during the prior 12 months will be assessed a surrender charge in certain states.

12. Proof of claim may be required prior to exercise. In California, a terminal illness is a condition that is expected to result in the owner's death within 12 months. Nursing Home Waiver is not available in California. Other state variations may also apply.

13. Assumes the contract has a named beneficiary. If spousal continuation is elected, death benefit is paid on the death of the second spouse.

14. In some states, rider fees will not be deducted in the calculation of TGV. Please see your contract for specific details on how the total guaranteed value is calculated.

15. May vary by state. See your contract for specific details on how the annuitization value is calculated.

RETURN OF PREMIUM

(Subject to state availability)

Nassau Income Accelerator includes return of premium features to help protect your money under certain circumstances.

Upon Surrender: Should you choose to withdraw all of your contract value after the surrender charge period has passed, you are guaranteed to receive no less than your premium minus prior gross withdrawals and cumulative prior income rider fees. Exercise of an income rider will cancel this benefit.

Upon Death: Your annuity's contract value may be transferred to your loved ones if you should die while your contract is in force. Your annuity's death benefit will never be less than the premium (less prior gross withdrawals and cumulative prior income rider fees) and is payable to specified beneficiaries upon death. The death benefit is unaffected by exercise of an income rider. The funds will be available to your loved ones upon claim, since annuity death benefit proceeds are not subject to probate.¹³

TOTAL GUARANTEED VALUE (TGV)

TGV is the minimum value available to you as a cash surrender value, a death benefit, or an annuitization value. It is equal to a minimum of 87.5% of the single premium accumulated at the applicable TGV interest rate less prior withdrawals and applicable rider fees.¹⁴ The TGV interest rate is set at contract issue. The rate will range from 1%-3% and is guaranteed for the life of the contract.

ANNUITY PAYMENT OPTIONS

Seven fixed annuity payment options provide a choice of periodic fixed payments for a specified period of time or for the life of the annuitant(s). The value available to annuitize is equal to the greater of the Cash Surrender Value and the Accumulation Value. Annuitization terminates any riders elected.¹⁵

WORKING HARDER TO BE YOUR CARRIER OF CHOICE

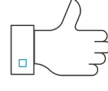
OUR CORE VALUES



We get things done



We are supercharging our legacy



We are committed to our customers



Day in and day out, we work hard to be your carrier of choice

This material is provided by Nassau Life and Annuity Company, which issues the annuity described in this document. This material is intended for general use with the public and is not meant to provide any individualized tax or financial planning advice. We encourage you to consult with a financial professional who can tailor a financial plan to meet your needs. Nassau and its affiliates have a financial interest in the sale of their products.

Product features, rider options and availability may vary by state.

Guarantees are based on the claims-paying ability of Nassau Life and Annuity Company.

Annuities are long-term products particularly suitable for retirement assets. Annuities held within qualified plans do not provide any additional tax benefit. Early withdrawals may be subject to surrender charges. Withdrawals are subject to ordinary income tax, and if taken prior to age 59½, a 10% IRS penalty may also apply.

Interest rates, participation rates, caps and strategy fees are subject to change. This annuity offers a Fixed Account and a variety of Indexed Accounts. The Fixed Account may earn a specified rate of interest of 0% or greater. The Indexed Accounts may or may not earn Index Credits. Index Credits are credited if the type of Index that the Indexed Account tracks performs in a manner described in the Indexed Account riders attached to your annuity contract. Although Index Credits are awarded based on index performance, this annuity is not a security. You are not buying shares of any stock or investing in an index. You are purchasing an annuity, which is a type of insurance contract issued by an insurance company. You can use an annuity to save money for retirement and to receive retirement income for life. It is not meant to be used to meet short-term financial goals.

Non-Security Status Disclosure – The Contract is not a Security. The Contract is not registered under the Securities Act of 1933 and is being offered and sold in reliance on an exemption therein.

Nasdaq® and the Nasdaq-100® Index are registered trademarks of Nasdaq, Inc. (which with its affiliates is referred to as the “Corporations”) and are licensed for use by Nassau Life and Annuity Company. The Product(s) have not been passed on by the Corporations as to their legality or suitability. The Product(s) are not issued, endorsed, sold, or promoted by the Corporations. **THE CORPORATIONS MAKE NO WARRANTIES AND BEAR NO LIABILITY WITH RESPECT TO THE PRODUCT(S).**

The “S&P 500 Index” is a product of S&P Dow Jones Indices LLC or its affiliates (“SPDJI”) and has been licensed for use by Nassau Life and Annuity Company and its affiliates (collectively, “Nassau”). Standard & Poor’s® S&P 500® and S&P® are registered trademarks of Standard & Poor’s Financial Services LLC (“S&P”) and these trademarks have been licensed and sublicensed for use by SPDJI and Nassau, respectively. Nassau products are not sponsored, endorsed, sold or promoted by SPDJI, S&P, or their respective affiliates, and none of such parties make any representation regarding the advisability of investing in such products nor do they have any liability for any errors, omissions, or interruptions of the S&P 500 Index.

The Smart Passage SG Index (the “Index”) is the exclusive property of SG Americas Securities, LLC (SG Americas Securities, LLC, together with its affiliates, “SG”). SG has contracted with S&P Opco, LLC (a subsidiary of S&P Dow Jones Indices LLC) (“S&P”) to maintain and calculate the Index. “SG Americas Securities, LLC”, “SGAS”, “Société Générale”, “SG”, “Société Générale Indices”, “SGI”, and “Smart Passage SG Index” (collectively, the “SG Marks”) are trademarks or service marks of SG. SG has licensed use of the SG Marks to Nassau Life and Annuity Company (“NLA”) for use in a fixed indexed annuity offered by NLA (the “Fixed Indexed Annuity”). SG’s sole contractual relationship with NLA is to license the Index and the SG Marks to NLA. None of SG, S&P or other third party licensor (collectively, the “Index Parties”) to SG is acting, or has been authorized to act, as an agent of NLA or has in any way sponsored, promoted, solicited, negotiated, endorsed, offered, sold, issued, supported, structured or priced any Fixed Indexed Annuity or provided investment advice to NLA.

No Index Party has passed on the legality or suitability of, or the accuracy or adequacy of the descriptions and disclosures relating to, the Fixed Indexed Annuity, including those disclosures with respect to the Index. The Index Parties make no representation whatsoever, whether express or implied, as to the advisability of purchasing, selling or holding any product linked to the Index, including the Fixed Indexed Annuity, or the ability of the Index to meet its stated objectives, including meeting its target volatility. The Index Parties have no obligation to, and will not, take the needs of NLA or any annuitant into consideration in determining, composing or calculating the Index. The selection of the Index as a crediting option under a Fixed Indexed Annuity does not obligate NLA or SG to invest annuity payments in the components of the Index.

THE INDEX PARTIES MAKE NO REPRESENTATION OR WARRANTY WHATSOEVER, WHETHER EXPRESS OR IMPLIED, AND HEREBY EXPRESSLY DISCLAIM ALL WARRANTIES (INCLUDING, WITHOUT LIMITATION, THOSE OF MERCHANTABILITY OR FITNESS FOR A PARTICULAR PURPOSE OR USE), WITH RESPECT TO THE INDEX OR ANY DATA INCLUDED THEREIN OR RELATING THERETO, AND IN PARTICULAR DISCLAIM ANY GUARANTEE OR WARRANTY EITHER AS TO THE QUALITY, ACCURACY, TIMELINESS AND/OR COMPLETENESS OF THE INDEX OR ANY DATA INCLUDED THEREIN, THE RESULTS OBTAINED FROM THE USE OF THE INDEX AND/OR THE CALCULATION OR COMPOSITION OF THE INDEX, OR CALCULATIONS MADE WITH RESPECT TO ANY FIXED INDEXED ANNUITY AT ANY PARTICULAR TIME ON ANY PARTICULAR DATE OR OTHERWISE. THE INDEX PARTIES SHALL NOT BE LIABLE (WHETHER IN NEGLIGENCE OR OTHERWISE) TO ANY PERSON FOR ANY ERROR OR OMISSION IN THE INDEX OR IN THE CALCULATION OF THE INDEX, AND THE INDEX PARTIES ARE UNDER NO OBLIGATION TO ADVISE ANY PERSON OF ANY ERROR THEREIN, OR FOR ANY INTERRUPTION IN THE CALCULATION OF THE INDEX. NO INDEX PARTY SHALL HAVE ANY LIABILITY TO ANY PARTY FOR ANY ACT OR FAILURE TO ACT BY THE INDEX PARTIES IN CONNECTION WITH THE DETERMINATION, ADJUSTMENT OR MAINTENANCE OF THE INDEX. WITHOUT LIMITING THE FOREGOING, IN NO EVENT SHALL AN INDEX PARTY HAVE ANY LIABILITY FOR ANY DIRECT DAMAGES, LOST PROFITS OR SPECIAL, INCIDENTAL, PUNITIVE, INDIRECT OR CONSEQUENTIAL DAMAGES, EVEN IF NOTIFIED OF THE POSSIBILITY OF SUCH DAMAGES.

No Index Party is a fiduciary or agent of any purchaser, seller or holder of a Fixed Indexed Annuity. None of SG, S&P or any third party licensor shall have any liability with respect to the Fixed Indexed Annuity in which an interest crediting option is based is on the Index, nor for any loss relating to the Fixed Indexed Annuity, whether arising directly or indirectly from the use of the Index, its methodology, any SG Mark or otherwise. Obligations to make payments under the Fixed Indexed Annuities are solely the obligation of NLA.

In calculating the performance of the Index, SG deducts a maintenance fee of 0.50% per annum on the level of the Index, and fixed transaction and replication costs, each calculated and deducted on a daily basis. Because the Index can experience potential leverage up to 350%, the maintenance fee may be as high as 1.75% per year. The transaction and replication costs cover, among other things, rebalancing and replication costs. The total amount of transaction and replication costs is not predictable and will depend on a number of factors, including the performance of the index underlying the Index, and market conditions, among other factors. These fees and costs will reduce the potential positive change in the Index and increase the potential negative change in the Index. While the volatility control applied by the Index may result in less fluctuation in rates of return as compared to indices without volatility controls, it may also reduce the overall rate of return as compared to products not subject to volatility controls.

Insurance Products: NOT FDIC or NCUAA Insured | NO Bank or Credit Union Guarantee

Nassau Income Accelerator (19FIA, ICC19EIAN, 19ISN, 19GLWB2, 22GLWB, 22GLWB1, 23GLWB2.1, ICC23GLWB1, ICC23GLWB2.1, et al.) is issued by Nassau Life and Annuity Company (Hartford, CT). In California, Nassau Life and Annuity Company does business as “Nassau Life and Annuity Insurance Company.” Nassau Life and Annuity Company is not authorized to conduct business in ME and NY, but that is subject to change. Nassau Life and Annuity Company is a subsidiary of Nassau Financial Group.