

Annuity



SummitSM Discovery 7

Fixed Index Annuity | Issued by Midland National® Life Insurance Company



Protected income.
Opportunity. Confidence.

NOT FDIC/NCUA INSURED, MAY LOSE VALUE INCLUDING LOSS OF PREMIUM, NO BANK/CU GUARANTEE, NOT A DEPOSIT, NOT INSURED BY ANY FEDERAL GOVERNMENT AGENCY.

Discover your retirement income potential through the power of protection and opportunity

The Summit Discovery Fixed Index Annuity may be a good fit if you want:

- ✓ **Protected lifetime income** options, providing flexibility depending on your needs
- ✓ **DOUBLE your payments** for up to 5 contract years if you are unable to perform 2 out of the 6 ADLs¹
- ✓ **Premium protection against losses** during stock market downturns
- ✓ **Growth potential for your:**
 - GLWB value, through a guaranteed lifetime withdrawal benefit (GLWB) stacking roll-up credit²
 - Accumulation value, through multiple index options and crediting methods
- ✓ **Guarantees** through the certainty of a fixed rate option³
- ✓ **Stability** provided by A+ (Superior) rated Midland National[®] Life Insurance Company⁴

It wasn't that long ago that pension plans protected retirement income for most people. Many could rely on a combination of a pension plan and Social Security to help achieve their retirement goals. Now, with access to pension plans dwindling and uncertainty surrounding Social Security, you may be searching for another option to help guarantee a sustainable stream of income during your retirement.

The Summit Discovery Fixed Index Annuity (FIA) may be that option you are looking for. With its ability for premium protection due to market declines while providing the potential for growth when the market rises, without directly investing in the stock market, it may also deliver the income you need to last your lifetime.

Is the Summit Discovery right for you?

It may be, if you're concerned about ...

- Having to continue working into your retirement years to maintain a steady income stream
- How market volatility may impact your retirement assets
- Having the flexibility to control your retirement savings if your circumstances change
- Outliving your retirement funds

Many households have no protected monthly income other than Social Security.

Is your household income protected?

¹ Activities of daily living (ADLs); not available in all states; must meet multiplier benefit conditions and limitations, as defined in the contract. See page 5 for more details.

² Also known as GLWB roll-up amount.

³ The declared fixed rate is an annual effective rate.

⁴ Midland National[®] is rated A+ (Superior) by A.M. Best - effective August 29, 2023. A+ is the 2nd of 15 categories.



Protected income for life

Secure a retirement “paycheck” that lasts a lifetime

When you're ready to start receiving your lifetime income stream, Summit Discovery's guaranteed lifetime withdrawal benefit (GLWB) feature may provide you with a way to protect your retirement income. This GLWB feature is automatically included with your annuity contract, for no additional fees.¹

It guarantees that you, as the owner, can withdraw a specified amount, called a lifetime payment amount (LPA), each contract year for life starting after one year and as early as age 50 ... even if your accumulation value and GLWB value are both reduced to zero.²

Since the GLWB value is a key component in generating LPAs, it's important to know how it can increase or decrease.



It will increase due to:

- Additional premiums added during the first contract year
- Annual GLWB value roll-ups



It will decrease due to:

- Withdrawals, including penalty-free withdrawals, Required Minimum Distributions (RMDs), and LPAs (excluding rider charges)
 - All withdrawals will reduce the GLWB value on a proportional basis

Impact of Withdrawals on GLWB Value

Your GLWB value will be reduced for any withdrawals taken both before or after LPAs begin. Each withdrawal will reduce your GLWB value in proportion to the amount withdrawn from your accumulation value. For example, if you take a withdrawal of 7% of your accumulation value, your GLWB value will be reduced by 7% as well, even though this may represent a larger dollar amount than what you had withdrawn.

Terms defined

Accumulation value

Used to determine annuity payout options, penalty-free withdrawals, surrender value, death benefit, and any nursing home confinement waiver.³ Grows via any fixed and index account interest credits.

GLWB value

Used only to determine LPA. Not available as a lump sum or death benefit.

Surrender value

The surrender value is the amount that is available at the time of surrender. The surrender value is equal to the accumulation value, subject to the market value adjustment, less applicable surrender charges and applicable state premium taxes. The surrender value will never be less than the minimum requirements set forth by state laws, at the time of issue, in the state where the contract is delivered.

The surrender value will not be less than 87.5% of all premiums; less any partial surrenders (after market value adjustment or reduction for surrender charges); accumulated at 1.00%.

For detailed information on charges incurred if the contract is surrendered, see page 13.

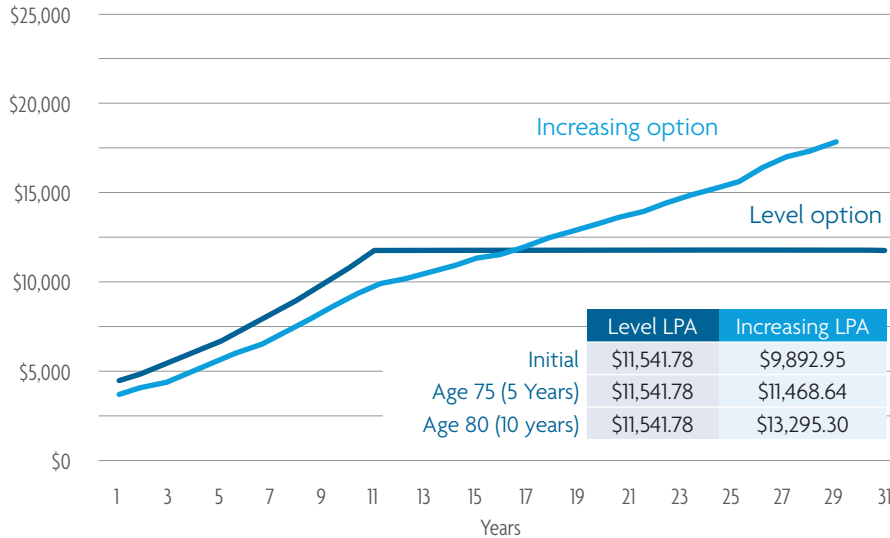
¹ While certain included features may have no explicit cost, a product with a built-in GLWB feature may offer lower credited interest rates, lower index cap rates, lower participation rates and/or greater index margins than products that don't have these built-in features.

² Provided no additional withdrawals are taken that would terminate the contract.

³ Not available in all states.

Receive lifetime payments the way you want

The Summit Discovery gives you the flexibility to choose how often you receive your payments, and you can start and stop payments at any time. To begin your lifetime income payments, simply choose between two distinct options (only one can be elected).



Hypothetical example assumptions: GLWB value \$206,103.16/issue age 60/current age 70/Level lifetime payment percentage: 5.60%/Increasing lifetime payment percentage: 4.80%/LPA increase percentage is 3.0%, which is 100% of the hypothetical assumed average annual interest credit percentage to the accumulation value. In years in which there is no interest credit to the accumulation value, the LPA increase will be 0%. Hypothetical examples and illustrations are for illustrative and educational purposes only and not intended to predict future performance. The use of alternate assumptions could produce significantly different results.

Calculating your LPA

To determine your initial LPA, multiply your current GLWB value by the lifetime payment percentage (LPP) based on your current age (see the chart to the right) and the option you elect. Payments will not decrease as long as you don't withdraw more than this LPA amount in any contract year.

$$\text{LPA} = \text{GLWB value} \times \text{LPP}$$

To begin taking your LPAs, you must first elect your lifetime payment election date (LPED). You will need to notify the issuer, Midland National. It's important to know that once lifetime payment amounts begin, GLWB stacking roll-up credits, discussed in detail on page 8, will no longer be applied.

Impact of withdrawals on LPA

Future LPAs will decrease from withdrawals in excess of the LPA, reducing by the same percentage that the accumulation value was reduced. By current company practice,¹ if you are taking LPAs and the RMD exceeds your LPA, you are allowed a withdrawal of the RMD without reducing your LPA.

¹ A feature offered "by current company practice" is not a contractual guarantee of this annuity contract and can be removed or changed at any time.

Level lifetime payments

This option provides a consistent payment amount for either the rest of your lifetime or the joint lifetime of you and your spouse.

Increasing lifetime payments

This option starts at a lower initial payment amount than the level payment option, but has the possibility of increasing each year, based on the average percent of interest credited to your fixed and index accounts.

Level Lifetime Payment Percentage Chart		
Attained age	Individual	Joint
50-59	4.10%	3.60%
60	4.60%	4.10%
61	4.70%	4.20%
62	4.80%	4.30%
63	4.90%	4.40%
64	5.00%	4.50%
65	5.10%	4.60%
66	5.20%	4.70%
67	5.30%	4.80%
68	5.40%	4.90%
69	5.50%	5.00%
70	5.60%	5.10%
71	5.70%	5.20%
72	5.80%	5.30%
73	5.90%	5.40%
74	6.00%	5.50%
75	6.10%	5.60%
76	6.20%	5.70%
77	6.30%	5.80%
78	6.40%	5.90%
79	6.50%	6.00%
80+	6.60%	6.10%

Increasing LPP: There will be a 0.80% reduction to the LPP schedules above.

DOUBLE your lifetime payments when it matters most

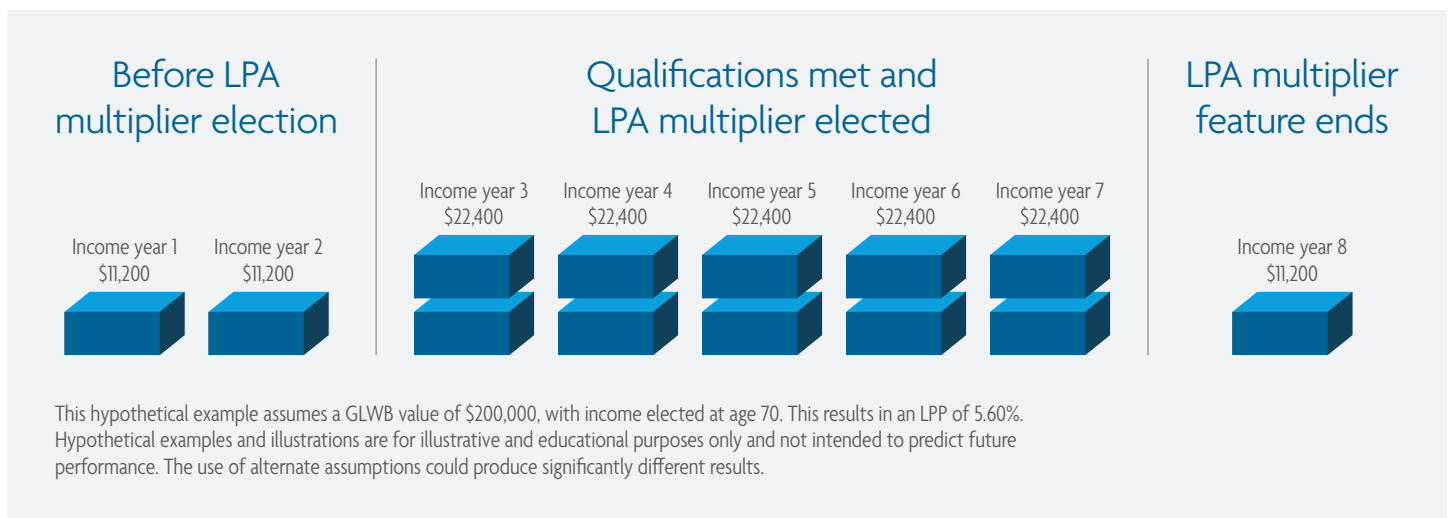
There may be a time when you are unable to perform two out of the six activities of daily living (ADLs). If this happens, the Summit Discovery offers TWICE your LPA for up to five annual payments, starting after the second contract year, through an LPA multiplier feature.¹

To qualify for the LPA multiplier benefit, you must be unable to perform two out of the six ADLs for 90 consecutive days and meet the *Multiplier Benefit Conditions and Limitations as defined in the contract*.

These increased LPAs do not need to be taken consecutively, and would be taken only in contract years that you are eligible. Also, if you and your spouse are jointly covered, the multiplier benefit could be used by either of you. However, only one person may utilize the multiplier benefit during each benefit period. The total number of multiplier benefit periods for both covered persons cannot exceed the multiplier benefit limit.

Activities of daily living (ADLs):

- ✓ Bathing
- ✓ Contenance
- ✓ Dressing
- ✓ Eating
- ✓ Toileting
- ✓ Transferring



Spousal continuance

Your spouse may be able to continue receiving GLWB benefits after your death through a feature called spousal continuance. If your spouse is the sole beneficiary, he or she may have the option to use this feature to keep the contract in force.

This table outlines the availability of spousal continuance in various scenarios.

Annuity contract format	Before LPAs are elected	After LPAs are elected
Single Covered Person	Surviving spouse may continue the GLWB features. An LPA will be determined, based on the surviving spouse as the new covered person, and will be available until his/her death.	Spousal continuation of the feature is not available. If contract is continued, GLWB feature will terminate.
Joint Covered Person	Surviving spouse may continue the GLWB feature. An LPA will be determined, based on the surviving spouse as a single covered person, and will be paid until the death of the surviving spouse.	Surviving spouse may continue the GLWB features and the LPA established at lifetime payment election date. The LPA will continue to be paid until death of the surviving spouse.

¹ Not available after the accumulation value reaches zero (0).

When it comes to planning for retirement, you may want an option that has the potential for growth when the market rises, premium protection for when the market goes down, and the ability to access income payments that can last a lifetime.

That's where the Summit Discovery can be a powerful asset in your retirement plan.

Summit Discovery blends protection with opportunity

The way Summit Discovery balances both premium protection with growth potential is shown on the chart below. In this hypothetical illustration, an annuity is linked to the S&P 500® Index. It performed 19.53% in 1999, and a portion of the gain was credited to the annuity for that year. However, when the S&P 500® Index then performed -10.14% in 2000, 0% was credited to the annuity, allowing the previous year's increase to be protected from market loss.

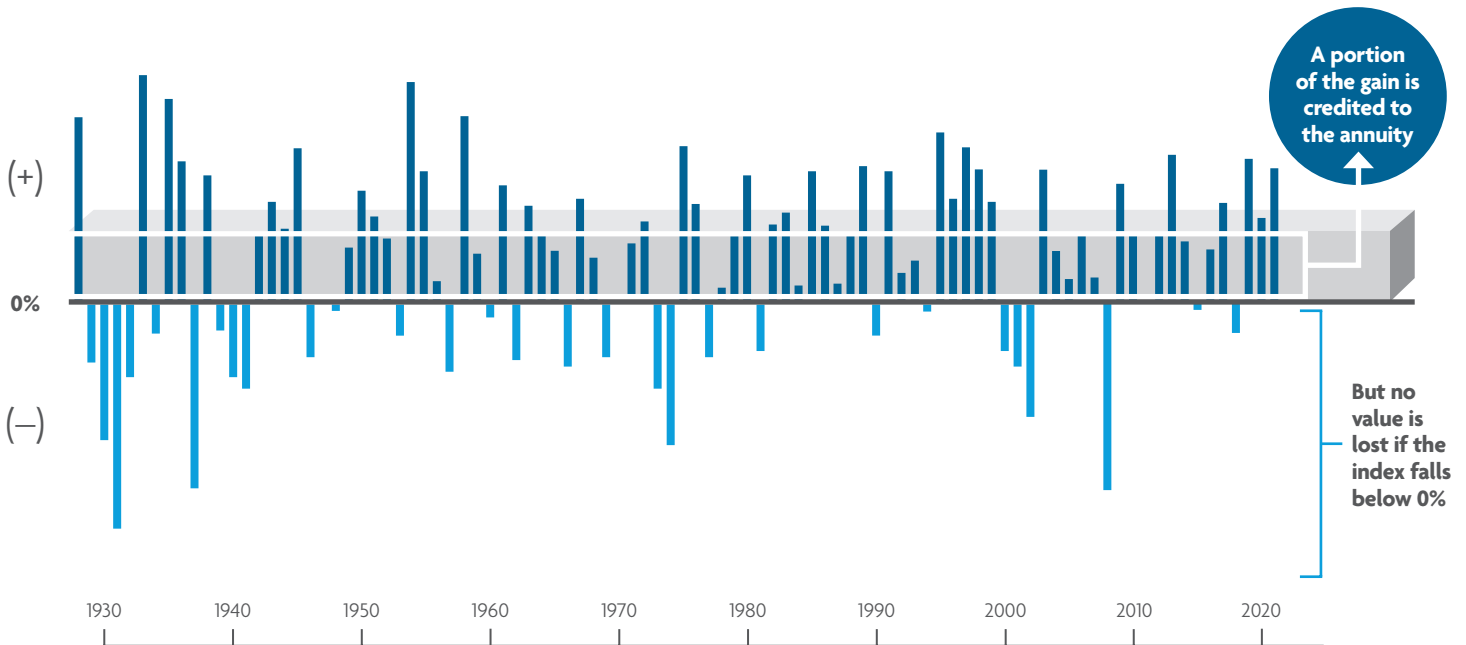
A unique fixed income option

As you near retirement, concerns about how market volatility will impact your overall portfolio may grow. Consider how much of a gain you would need to recover from a market loss.

30% positive return to “break even” from that type of loss within one year.

Diversifying an overall portfolio to include an FIA, like the Summit Discovery, may help smooth out the ups and downs of an overall portfolio and help provide the stability you need to achieve your financial goals.

S&P 500® Historical Annual Returns Chart



The above chart is meant to serve as a general guide. It is not a guarantee of performance or safety.



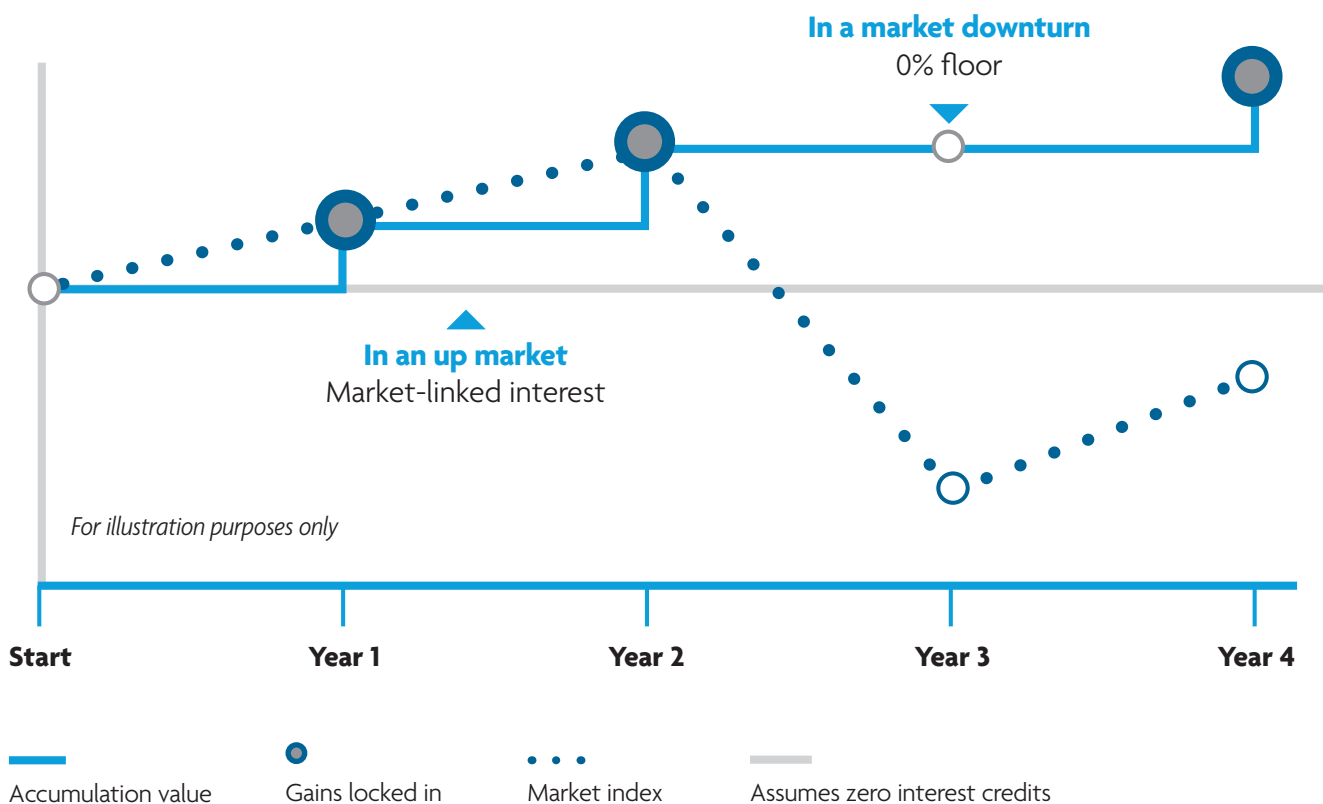
Protection

“Lock in” during market downturns

The Summit Discovery helps protect your savings, because you will not lose the premium you pay in due to market decreases. In addition, the interest you earn “locks in” each year on your contract anniversary. This is called annual reset. If the index goes down later, your account value will not go down.

What is annual reset?

This ability to protect the premium and interest earned is called “annual reset,” a unique feature that credits interest to an FIA’s value, based on how an underlying market index performs. Growth of an FIA is calculated based on the index it’s linked to. The annual reset feature means any interest credits are locked in and the gains cannot be lost due to market decreases.



Tax deferral improves growth potential

Retirement funds grow on a tax-deferred basis, meaning more of it is working for you. Tax-deferred growth means you don’t owe taxes until you access the funds within the annuity, allowing more time for growth potential. Work with your tax professional to find out how this might work for you.

Under current law, annuities grow tax deferred. An annuity is not required for tax deferral in qualified plans. Annuities may be subject to taxation during the income or withdrawal phase. Please note that neither Midland National, nor any financial professionals acting on its behalf, should be viewed as providing legal, tax, or investment advice. Consult with and rely on your own qualified professional.



Opportunities

Growth potential through GLWB stacking

The Summit Discovery unlocks a powerful opportunity to grow your lifetime payment amounts through a GLWB stacking roll-up credit.¹

On each contract anniversary during the first 20 contract years:

Your current GLWB value increases by 3% of the GLWB value (compounded annually)

PLUS

150% of the percentage change to the accumulation value during the preceding contract year

The Summit Discovery's GLWB stacking roll-up credit even applies in years that you take a partial withdrawal, allowing you optimal growth potential and flexibility.

GLWB value example showing how the interest credit and GLWB stacking roll-up credit work in the first two years.

	Accumulation value	GLWB value	Interest credit to accumulation value	GLWB stacking roll-up credit amount	GLWB value
	Beginning of year	Beginning of year	End of year	End of year	End of year
Year 1	\$100,000	\$100,000	3% interest credits on \$100,000 = \$3,000	150% of the percentage change to accumulation value = $150\% \times 3\% = 4.5\%$ + 3% guaranteed roll-up rate = 7.5% $\$100,000 \times 7.5\% = \mathbf{\$7,500}$	\$100,000 + \$7,500 <hr/> \$107,500
Year 2	\$103,000	\$107,500	0% interest credits on \$103,000 = \$0	150% of the percentage change to accumulation value = $150\% \times 0\% = 0\%$ + 3% guaranteed roll-up rate = 3% $\$107,500 \times 3\% = \mathbf{\$3,225}$	\$107,500 + \$3,225 <hr/> \$110,725

These interest credit percentages shown are not guarantees or even estimates of the amounts you can expect from your annuity; actual results may be higher or lower. This chart is a hypothetical example and is not intended to predict future performance. Hypothetical example for illustrative and educational purposes only and not intended to predict future performance. The use of alternate assumptions could produce significantly different results.

All rates and features are subject to change. Please consult your financial professional for the current information.

¹ Does not apply to the accumulation value or death benefit.

Set your retirement savings strategy

The Summit Discovery was built around the idea that no two people are alike, so no retirement plans should be alike. That's why it was designed to give you the ability to choose from multiple index and crediting options.

Perhaps you think the market is poised for a run of positive returns. Perhaps your outlook is more pessimistic, and you're anticipating negative returns. No matter where you think the market is headed, the choice is yours.

Available index options and crediting methods

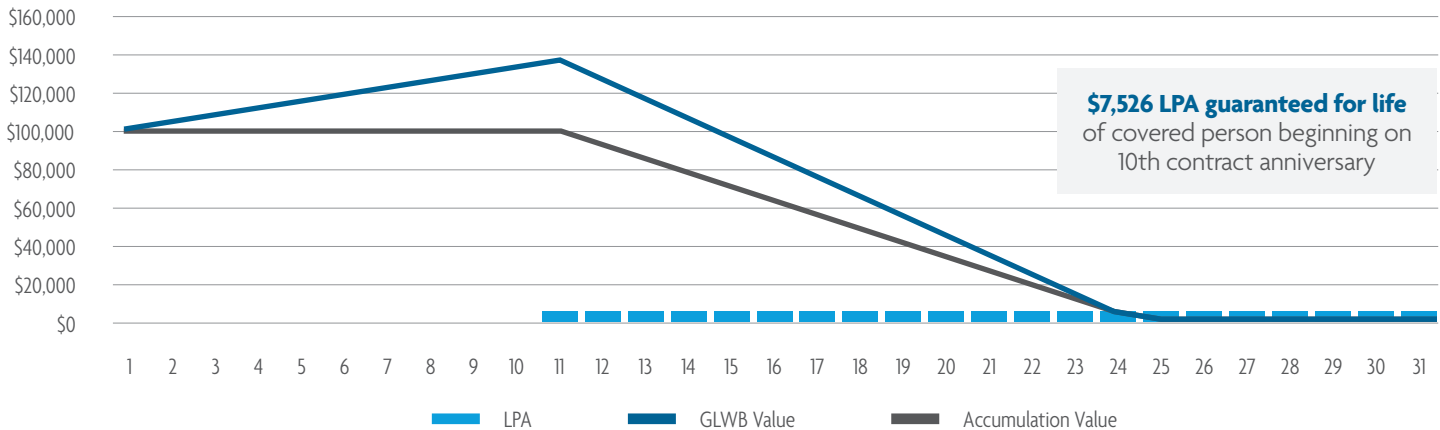
Index Options	S&P 500® Index	S&P Multi-Asset Risk Control 5% Excess Return Index	S&P 500® Low Volatility Daily Risk Control 5% Index	Fidelity Multifactor Yield Index SM 5% ER	Fixed Account
Crediting methods	Annual point-to-point w/ participation rate	Annual point-to-point w/ participation rate	Annual point-to-point w/ index margin	Annual point-to-point w/ participation rate	
	Annual point-to-point w/ index cap rate	Two-year point-to-point w/ participation rate	Two-year point-to-point w/ index margin	Two-year point-to-point w/ participation rate	
	Monthly point-to-point w/ index cap rate				
	Daily average w/ index margin				
	Downside protection strategy w/ declared performance rate				

Optimize your retirement dollars

The Summit Discovery may help enhance your strategy by adding a guaranteed income stream for life ... no matter market conditions. Consider the example below illustrating that even when earning 0% interest credits in all years – and your account values are reduced to \$0 – **your lifetime payment amounts will continue throughout your lifetime.**¹

You will receive ongoing income, without it being subject to market performance (unlike assets directly invested in the market), making it a unique addition to your overall portfolio.

Guaranteed Growth Scenario



Assumptions: initial premium \$100,000 high band/issue age 60/LPA age 70/LPP 5.60%/GLWB guaranteed rate 3.00% plus GLWB stacking factor of 150%/assumes the guaranteed scenario of 0% interest credits in all years. Hypothetical examples and illustrations are for illustrative and educational purposes only and not intended to predict future performance. The use of alternate assumptions could produce significantly different results.

All rates and features are subject to change. Please consult your financial professional for the current information.

¹ Provided no additional withdrawals are taken that would terminate the contract.



Choose a method that best fits your financial goals

Once you've selected an index, the next step is choosing a crediting method. Your crediting method determines when any interest will be added to your accumulation value.

Available index¹ options

S&P 500® Index (SPX)

The S&P 500 Index is widely regarded as the best single gauge of the large cap U.S. equities market since the index was first published in 1957. The price-return index includes 500 leading companies in leading industries of the U.S. economy and does not include dividends in the index valuation.

S&P Multi-Asset Risk Control 5% Excess Return Index (SPMARC5P) S&P MARC 5% ER

The S&P MARC 5% ER Index is a multi-asset excess return index that strives to create more stable index performance through diversification, an excess return methodology, and volatility management (i.e. risk control). The index applies rules to adjust allocations among multiple asset classes creating a diversified basket of these assets. The index then adds an element of risk control by applying rules to allocate between this basket and cash. The index is managed to a 5% volatility level.

S&P 500® Low Volatility Daily Risk Control 5% Index (SPLV5UT)

The S&P 500® Low Volatility Daily Risk Control 5% Index strives to create stable index performance through managing volatility (i.e. risk control) on the S&P 500 Low Volatility Index. The S&P 500 Low Volatility Index measures performance of the 100 least volatile stocks in the S&P 500. The index adds an element of risk control by applying rules to allocate between stocks, as represented by the S&P 500 Low Volatility Index, and cash. The index is managed to a 5% volatility level.

Fidelity Multifactor Yield Index 5% ER (FIDMFYDN)

The Fidelity Multifactor Yield Index 5% ER (the "Index") is a multi-asset, rules-based index that blends a multifactor equity starting universe with U.S. Treasuries, and uses a dynamic allocation approach that seeks to reduce volatility and deliver a more consistent investment experience over time. The starting portfolio is a combination of 6 factors with pre-determined weights and a tilt toward high-dividend-yielding companies. A fixed income overlay is applied, volatility levels of the combined portfolio are analyzed daily, and components are adjusted to meet a 5% volatility target.

¹ Note: Past index performance is not intended to predict future performance and the index does not include dividends.

Annual point-to-point

This calculation method measures the change in index value using two points in time: the beginning index value and the ending index value for that year. Index-linked gains are calculated based on the difference between these two values. The index change, if any, is then subject to an index cap rate, index margin, or participation rate. The annual interest credit will never be less than zero. **Subject to index cap rate, index margin, or participation rate.**

Two-year point-to-point

This calculation method measures the change in index value using two points in time; the beginning index value and the ending index value for that two-year term. Index-linked gains are calculated based on the difference between these two values. The index growth, if any, is then subject to an index margin or participation rate. The interest credit will never be less than zero. **Subject to index margin or participation rate.**

Monthly point-to-point

This method for determining any interest credit uses the monthly changes in the index value, subject to a monthly index cap rate. The interest credit is credited annually and is based on the sum of all the monthly percentage changes in the index value—which could be positive or negative. On each contract anniversary, these monthly changes, each not to exceed the monthly index cap rate, are added together to determine the interest credit for that year. Negative monthly returns have no downside limit and will reduce the interest credit, but the interest credit will never be less than zero. **Subject to index cap rate.**

Daily average

This method for determining interest credit uses a daily average calculation to determine a percentage gain or loss in the index value during your reset period. This is done by comparing the difference between the index value on the first day of the contract year and the daily average index value during the year (usually 252 trading days), subject to an index margin. The interest credit will never be less than zero. **Subject to index margin.**

Downside protection strategy

This method compares the beginning index value to the ending index value for that year. If the ending index value is equal to or less than the starting value, the funds allocated to this option will be credited the declared performance rate. If the ending index value is greater than the beginning index value, the funds allocated to this option will receive a zero percent (0%) interest credit. **Subject to declared performance rate.**

Fixed account

Premium allocated to the fixed account will be credited interest at a declared fixed account interest rate. The interest rate on the initial premium allocated to the fixed account is guaranteed for the first contract year. For each subsequent contract year, the company will declare, at its discretion, a fixed account interest rate that will apply to the amount allocated to the fixed account as of the beginning of that contract year. A declared fixed account interest rate will never fall below the minimum guaranteed fixed account interest rate. The declared fixed rate is an annual effective rate.

Transfers

You may elect to transfer your values between the fixed account and index account options after the first contract year for the annual index account (or every two years if you choose the two-year point-to-point strategy). You may also elect to transfer between crediting methods annually (or every two years for amounts allocated to the two-year strategy).

Based on current tax laws, these transfers between options will not be taxable or subject to surrender penalties.

Terms defined

Index cap rate

Your annuity applies an index cap rate, or upper limit, to calculate your interest credits each year. This cap is applied per the crediting option chosen. The index cap rate will be declared on each contract anniversary and is guaranteed for that year. The index cap rate is set at the company's discretion; however, at no time will this cap ever fall below the minimum guaranteed index cap rate set.

Index margin

Once an index gain has been calculated, an index margin is subtracted using either the annual point-to-point, daily average, or two-year point-to-point crediting method. For the annual point-to-point and daily average, the index margin is set at the beginning of each contract year. For the two-year point-to-point, the annual index margin is multiplied by two (which is the term length), then subtracted at the end of the two-year term. The annual index margin is set at the beginning of and guaranteed for each two-year term. The index margin can change at the start of each new term (whether annual or two-year) at the company's discretion. However, at no time will it be greater than the maximum index margin set for the crediting method chosen.

Participation rate

Once an index gain has been calculated per the crediting option chosen, a participation rate is applied. The participation rate is a percentage used to determine the interest credit to your contract. If the annual point-to-point crediting method is chosen, the percentage is multiplied by the gain at the end of the contract year to determine the participation rate. It is guaranteed for the first contract year, can change each year thereafter on the contract anniversary, and is declared each year at the company's discretion. If the two-year point-to-point crediting method is chosen, the percentage is multiplied by the gain at the end of the two-year term to determine the participation rate. It is declared and guaranteed for each two-year term. However, at no time will this rate ever fall below the minimum guaranteed participation rate set for the crediting method chosen.

Declared performance rate

The downside protection strategy method for determining any interest credit applies a declared performance rate of interest when the index value stays the same or if the annual index change is negative. This declared performance rate may change annually, and it will never fall below the minimum guaranteed declared performance rate. The declared performance rate is set each year at the company's discretion.


Take a closer look:

Summit Discovery unleashes the power of GLWB stacking

PROFILE: A 60-year-old individual plans to retire in 10 years. They are concerned about maintaining a steady stream of income during retirement, as longevity runs in this individual's family (their mother lived until her late 90s).

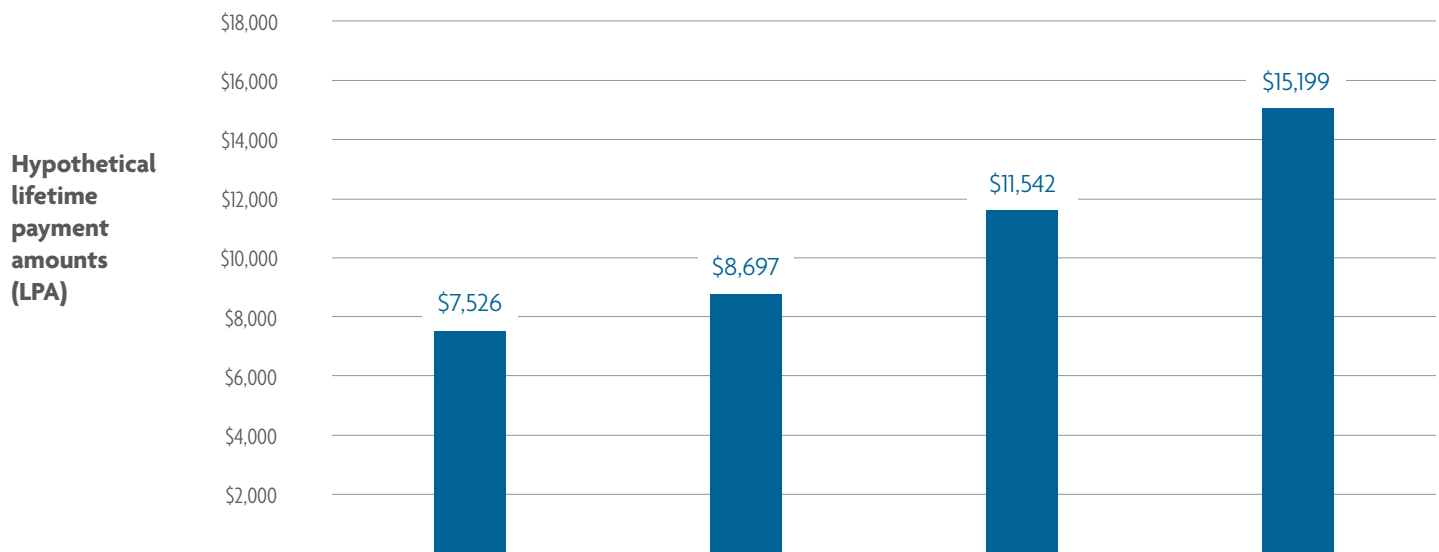
OBJECTIVE: This individual wants to secure a guaranteed lifetime income stream that offers them optimal income potential.

SOLUTION: After consulting with a financial professional, this individual selects the Summit Discovery with the S&P MARC 5% ER annual point-to-point crediting method, with a \$100,000 premium amount. By choosing the Summit Discovery, this individual can take advantage of the stacking roll-up credits to help build lifetime payment amounts over the next 10 years.



The chart below shows this individual's hypothetical lifetime payment amounts depending on market conditions.

	Guaranteed	Assumed growth 1% annually	Assumed growth 3% annually	Assumed growth 5% annually
Annual effective roll-up rate on GLWB value	3.00%	4.50%	7.50%	10.50%
Projected GLWB value	\$134,392	\$155,297	\$206,103	\$271,408



Assumptions: initial premium \$100,000 high band/issue age 60/LPA age 70/LPP 5.60%/roll-up rate 3.00% + 150% of the percentage change to the accumulation value/assumes specific level annual accumulation value growth.

Hypothetical example is for illustrative and educational purposes only and not intended to predict future performance. The use of alternate assumptions could produce significantly different results.



Access

Stay more in control with flexible options

Penalty-free withdrawals

After your first contract anniversary, you may take a penalty-free withdrawal of up to 5% of your beginning-of-year accumulation value each year. If you withdraw more than that, a surrender charge and market value adjustment may apply. However, by current company practice¹, we'll waive surrender charges and market value adjustments on any portion of an IRS rule or tax law-required minimum distribution (RMD) that goes beyond what's available to you penalty-free. After the surrender charge period, surrender charges and a market value adjustment no longer apply.

Nursing home confinement waiver²

Summit Discovery helps provide flexibility with a nursing home confinement waiver, giving you access to 100% of your accumulation value—available penalty-free—for a qualified confinement to a nursing home.

Flexible payout options

(different from the GLWB feature)

You may decide to begin receiving income payments from your annuity at the end of the first contract year based on the surrender value. These optional payouts are available in deferred annuities like Summit Discovery, but are not required. Once a payout option is elected, however, it can't be changed, and all other rights and benefits under the annuity end.

In a nonqualified annuity, generally, the premium has already been taxed. A portion of each income payout from a nonqualified plan would be considered a return of premium. That amount would not be taxable, but any credited gains would be. In all states except Florida, by current company practice¹, you may receive an income from the accumulation value after the first contract year (without surrender charges or market value adjustment) if you choose a life income option. You can also receive an income based on the accumulation value if your annuity has been in force for at least five years and you elect to receive payments over at least a 5-year period.

Death benefit – leaving a legacy

Making the most of retirement savings often includes the idea of leaving a legacy. Summit Discovery gives you that flexibility with a death benefit feature based on your accumulation value plus partial interest minus any applicable state premium tax. This means the death benefit will not go down based on changes in the stock market.

As a result, any funds you don't need in retirement can be left to children or grandchildren to fund a legacy of your choice.

Market value adjustment (MVA)

Your contract also includes a market value adjustment feature—which may decrease or increase your surrender value depending on the change in the index value of the market value adjustment external index since your annuity purchase. Due to the mechanics of a market value adjustment, surrender values generally decrease as the market value adjustment external index rises or remains constant.

When the market value adjustment external index decreases enough over time, the surrender value generally increases. However, the market value adjustment is limited to the surrender charge or the interest credited to the accumulation value.

This adjustment is applied only during the market value adjustment period to surrenders exceeding the applicable penalty-free allowance.

State variations may exist.

Surrender charges

During the surrender charge period, a surrender charge is assessed on any amount withdrawn, as a partial or full surrender, that exceeds the penalty-free amount and may result in a loss of premium. Additional premiums deposited into existing contracts will maintain the surrender charge schedule set forth at policy issue date. Certain annuity payout options may incur a surrender charge.

A surrender during the surrender charge period could result in a loss of premium. Surrender charges may vary by state.

¹ A feature offered "by current company practice" is not a contractual guarantee of this annuity contract and can be removed or changed at any time.

² Not available in all states.

Facts at a glance

Issue age	40-85							
Type of money	Nonqualified, Traditional IRAs, Roth IRAs, and SEP IRAs							
Minimum premium	Modified single premium (flexible premium first year only) \$50,000 for nonqualified and qualified money							
Interest rate premium bands	Low band: \$50,000-\$99,999 High band: \$100,000+ Based on accumulation value each contract anniversary for both fixed and index crediting account options.							
Surrender charge schedule (based on issue date; may vary by state)		Y1	Y2	Y3	Y4	Y5	Y6	Y7
	Most States	10%	9%	8%	7%	6%	4.5%	3%
	AK, CT, DE, HI, ID, IL, MN, MO, MT, NV, NH, NJ, OH, OK, OR, PA, SC, TX, UT, VA, WA	9%	8.5%	7.5%	6.5%	5.5%	4.5%	3%
	CA	8%	7.45%	6.5%	5.5%	4.55%	3.55%	2.55%
Penalty-free withdrawals	Beginning in the second contract year, up to 5% of the beginning-of-year accumulation value may be taken each year. Surrender charges and market value adjustments on any portion of the IRS-required minimum distributions (RMD) exceeding the available penalty-free withdrawal amount will be waived by current company practice. ¹							
Market value adjustment (MVA)	The MVA is a positive or negative adjustment based on the change in the MVA index value of the MVA external index since the annuity purchase. It does not apply to penalty-free withdrawals, RMDs, the death benefit, or withdrawals after the surrender charge period. See product annuity disclosure for more information.							
Index accounts & crediting methods	Index Account	Crediting Method						
	✓ S&P 500® Index	✓ Annual point-to-point with index cap ✓ Annual point-to-point with participation rate ✓ Monthly point-to-point with index cap ✓ Downside protection strategy ✓ Daily average with index margin						
	✓ S&P Multi-Asset Risk Control 5% Excess Return Index	✓ Annual point-to-point with participation rate ✓ Two-year point-to-point with participation rate						
	✓ S&P 500® Low Volatility Daily Risk Control 5% Index	✓ Annual point-to-point with index margin ✓ Two-year point-to-point with index margin						
	✓ Fidelity Multifactor Yield Index 5% ER	✓ Annual point-to-point with participation rate ✓ Two-year point-to-point with participation rate						
✓ Fixed account								
Death benefit	Upon death of the owner, or annuitant if the owner is a non-natural entity, the death benefit is based on the accumulation value plus any interest credits for a partial contract year (based on the date of death) minus any applicable state premium tax. The death benefit will never be less than the minimum surrender value set forth by the state.							
Nursing home confinement waiver²	100% of accumulation value available penalty-free for qualified confinement to a nursing care center beginning in year 2. (Included at no additional charge.)							

¹ A feature offered "by current company practice" is not a contractual guarantee of this annuity contract and can be removed or changed at any time.

² Not available in all states.

Facts at a glance continued

Built-in guaranteed lifetime withdrawal benefit (GLWB) feature

(included at no additional charge¹)

GLWB stacking roll-up credit:²

- 3.00% guaranteed roll-up
- Plus 150% of the percentage change in the accumulation value during previous contract year

Growth continues until the earlier of the lifetime payment election date (LPED) or 20 years.

Income features:

- Guaranteed withdrawals for life as early as age 50 with a waiting period of at least one contract year
- Increasing or level LPA options
- LPA multiplier – ability to double a total of 5 annual LPAs if the covered person is unable to perform 2 out of 6 of the activities of daily living (ADLs) for 90 consecutive days³
- RMD-friendly – ability to take greater of RMD or LPA without additional penalties

Annuity payout options

In all states but Florida:

With the exception of lifetime income options, income options are available from five to 20 years. Choose from:

- Income for a specified period
- Income for a specified amount
- Life income with a period certain
- Joint and survivor life income with a period certain
- Life income
- Joint and survivor life income

For Florida:

You may select an annuity payout option based on the accumulation value at any time after the first contract year. The following options are available:

- Life income
- Life income with a 10-year or 20-year period certain
- Joint and survivor life income
- Joint and survivor life income with a 10-year or 20-year period certain

¹ While certain included features may have no explicit cost, a product with a built-in GLWB feature may offer lower credited interest rates, lower index cap rates, lower participation rates and/or greater index margins than products that don't have these built-in features.

² Also known as the GLWB roll-up amount.

³ The LPA multiplier can be paid out for a maximum of five annual payments as long as the client continues to meet the requirements on each payment date.

All rates and features are subject to change. Please consult your financial professional for the current information.

Securities distributed by Sammons Financial Network®, LLC, member FINRA. Insurance products are issued by Midland National® Life Insurance Company (West Des Moines, IA). Sammons Institutional Group®, Inc. provides administrative services. Sammons Financial Network®, LLC, Midland National® Life Insurance Company, and Sammons Institutional Group®, Inc. are wholly owned subsidiaries of Sammons® Financial Group, Inc. Midland Retirement Distributors® is a division of Sammons Institutional Group®, Inc.

This brochure is for solicitation purposes only. Please refer to your contract for any other specific information. With every contract that Midland National issues there is a free-look period. This gives you the right to review your entire contract and if you are not satisfied, return it and have your premium returned.

The term financial professional is not intended to imply engagement in an advisory business in which compensation is not related to sales. Financial professionals that are insurance licensed will be paid a commission on the sale of an insurance product.

Neither Sammons Institutional Group®, Inc., Midland National® Life Insurance Company, or Midland Retirement Distributors® (a division of Sammons Institutional Group) nor any financial professional acting on its behalf, should be viewed as providing legal, tax or investment advice. Consult with and rely on your own qualified professional.

Fixed index annuities are not a direct investment in the stock market. They are long-term insurance products with guarantees backed by the issuing company. They provide the potential for interest to be credited based in part on the performance of specific indices, without the risk of loss of premium due to market downturns or fluctuation. Although fixed index annuities guarantee no loss of premium due to market downturns, deductions from the accumulation value for optional benefit riders or strategy fees or charges associated with allocations to enhanced crediting methods could exceed interest credited to the accumulation value, which would result in loss of premium. They may not be appropriate for all clients. Interest credits to a fixed index annuity will not mirror the actual performance of the relevant index.

The SummitSM Discovery is issued by Midland National® Life Insurance Company, West Des Moines, IA on form MC401A/ICCI8-MC401A.MVA (contract), MEI13A/ICCI8-MEI13A, ICCI8-MEI01A, MEI01A/ICCI8-MEI01B, MEI02A/ICCI8-MEI02A, MEI03A/ICCI8-MEI03A, MEI05A/ICCI8-MEI05A, MEI06A/ICCI8-MEI06A, MEI07A/ICCI8-MEI07A, MEI09A/ICCI8-MEI09A, MEI10A/ICCI8-MEI10A, MEI11A/ICCI8-MEI11A, MEI12A/ICCI8-MEI12A (riders/endorsements) or appropriate state variations. This product, its features and riders may not be available in all states.

A surrender during the surrender charge period could result in a loss of premium. Surrender charge structure may vary by state.

All guarantees are backed by the financial strength and claims-paying ability of Midland National® Life Insurance Company.

Withdrawals taken prior to age 59½ may be subject to IRS penalties.

"Income" or "lifetime income" refers to guaranteed payment of lifetime payment amounts ("LPAs"). It does not refer to interest credited to the contract. Consult with your own tax professional regarding tax treatment of LPAs, which will vary according to individual circumstances.

Helping you retire confidently

We know you want to have confidence in your retirement. But in order to do that, you need your retirement funds to last. As a division of Sammons Institutional Group®, Inc., Midland Retirement Distributors® specializes in fixed and fixed index annuities that provide choice, focus, and flexibility. Annuities are issued by Midland National® Life Insurance Company. Sammons Institutional Group and Midland National are wholly owned subsidiaries of Sammons® Financial Group, Inc. Through this affiliation, we're a trusted partner positioned to stand strong well into the future.

For more than a century, Midland National has stood by their customers—focusing on providing growth, income, and financial protection. Midland National brings their strong history and proven financial track record to each annuity.

Independent rating agencies have awarded the following ratings:

“A+”

A.M. Best^{A,B} (Superior) (Second category of 15)

S&P Global Ratings^{B,C} (Strong) (Fifth category of 22)

Fitch Ratings^{B,D} (Stable) (Fifth category of 19)

Ratings are subject to change.

Let's work together. Now is the time to work with your financial professional to develop a strong retirement plan you believe in. In the meantime, see if our values of choice, focus, and flexibility align with yours. Visit midlandnational.com.

Contact your financial professional for additional details.

The “S&P 500®”, “S&P Multi-Asset Risk Control 5% Excess Return Index”, “S&P 500® Low Volatility Daily Risk Control 5% Index”, and “S&P 500® Low Volatility Daily Risk Control 8% Index”; “S&P PRISM” (“the Indices”) are products of S&P Dow Jones Indices LLC or its affiliates (“SPDJI”) and have been licensed for use by Midland National® Life Insurance Company (“the Company”). S&P®, S&P 500®, US 500, The 500, iBoxx®, iTraxx® and CDX® are trademarks of S&P Global, Inc. or its affiliates (“S&P”); Dow Jones® is a registered trademark of Dow Jones Trademark Holdings LLC (“Dow Jones”). It is not possible to invest directly in an index. The Company's Product is not sponsored, endorsed, sold or promoted by SPDJI, Dow Jones, S&P, or any of their respective affiliates (collectively, “S&P Dow Jones Indices”). S&P Dow Jones Indices does not make any representation or warranty, express or implied, to the owners of the Company's Product or any member of the public regarding the advisability of investing in securities generally or in the Company's Product particularly or the ability of the Indices to track general market performance. Past performance of an index is not an indication or guarantee of future results. S&P Dow Jones Indices' only relationship to the Company with respect to the Indices is the licensing of the Index and certain trademarks, service marks and/or trade names of S&P Dow Jones Indices and/or its licensors. The Indices are determined, composed and calculated by S&P Dow Jones Indices without regard to the Company or the Company's Product. S&P Dow Jones Indices has no obligation to take the needs of the Company or the owners of the Company's Product into consideration in determining, composing or calculating the Indices. S&P Dow Jones Indices has no obligation or liability in connection with the administration, marketing or trading of the Company's Product. There is no assurance that investment products based on the Indices will accurately track index performance or provide positive investment returns. S&P Dow Jones Indices LLC is not an investment adviser, commodity trading advisory, commodity pool operator, broker dealer, fiduciary, “promoter” (as defined in the Investment Company Act of 1940, as amended), “expert” as enumerated within 15 U.S.C. § 77k(a) or tax advisor. Inclusion of a security, commodity, crypto currency or other asset within an index is not a recommendation by S&P Dow Jones Indices to buy, sell, or hold such security, commodity, crypto currency or other asset, nor is it considered to be investment advice or commodity trading advice.

S&P DOW JONES INDICES DOES NOT GUARANTEE THE ADEQUACY, ACCURACY, TIMELINESS AND/OR THE COMPLETENESS OF THE INDICES OR ANY DATA RELATED THERETO OR ANY COMMUNICATION, INCLUDING BUT NOT LIMITED TO, ORAL OR WRITTEN COMMUNICATION (INCLUDING ELECTRONIC COMMUNICATIONS) WITH RESPECT THERETO. S&P DOW JONES INDICES SHALL NOT BE SUBJECT TO ANY DAMAGES OR LIABILITY FOR ANY ERRORS, OMISSIONS, OR DELAYS THEREIN. S&P DOW JONES INDICES MAKES NO EXPRESS OR IMPLIED WARRANTIES, AND EXPRESSLY DISCLAIMS ALL WARRANTIES, OF MERCHANTABILITY OR FITNESS FOR A PARTICULAR PURPOSE OR USE OR AS TO RESULTS TO BE OBTAINED BY THE COMPANY, OWNERS OF THE COMPANY'S PRODUCT, OR ANY OTHER PERSON OR ENTITY FROM THE USE OF THE INDICES OR WITH RESPECT TO ANY DATA RELATED THERETO. WITHOUT LIMITING ANY OF THE FOREGOING, IN NO EVENT WHATSOEVER SHALL S&P DOW JONES INDICES BE LIABLE FOR ANY INDIRECT, SPECIAL, INCIDENTAL, PUNITIVE, OR CONSEQUENTIAL DAMAGES INCLUDING BUT NOT LIMITED TO, LOSS OF PROFITS, TRADING LOSSES, LOST TIME OR GOODWILL, EVEN IF THEY HAVE BEEN ADVISED OF THE POSSIBILITY OF SUCH DAMAGES, WHETHER IN CONTRACT, TORT, STRICT LIABILITY, OR OTHERWISE. S&P DOW JONES INDICES HAS NOT REVIEWED, PREPARED AND/OR CERTIFIED ANY PORTION OF, NOR DOES S&P DOW JONES INDICES HAVE ANY CONTROL OVER, THE COMPANY'S PRODUCT REGISTRATION STATEMENT, PROSPECTUS OR OTHER OFFERING MATERIALS. THERE ARE NO THIRD-PARTY BENEFICIARIES OF ANY AGREEMENTS OR ARRANGEMENTS BETWEEN S&P DOW JONES INDICES AND THE COMPANY, OTHER THAN THE LICENSORS OF S&P DOW JONES INDICES.

The Fidelity Multifactor Yield Index 5% ER (the “Index”) is a multi-asset index, offering exposure to companies with attractive valuations, high quality profiles, positive momentum signals, lower volatility and higher dividend yield than the broader market, as well as U.S. treasuries, which may reduce volatility over time. Fidelity and its related marks are service marks of FMR LLC. Fidelity Product Services LLC (“FPS”) has licensed this index for use for certain purposes to Midland National® Life Insurance Company (the “Company”) on behalf of the Product. The Index is the exclusive property of FPS and is made and compiled without regard to the needs, including, but not limited to, the suitability needs, of the Company, the Product, or owners of the Product. The Product is not sold, sponsored, endorsed or promoted by FPS or any other party involved in, or related to, making or compiling the Index. The Company exercises sole discretion in determining whether and how the Product will be linked to the value of the Index. FPS does not provide investment advice to owners of the Product, nor to any other person or entity with respect to the Index and in no event shall any Product contract owner be deemed to be a client of FPS.

Neither FPS nor any other party involved in, or related to, making or compiling the Index has any obligation to continue to provide the Index to the Company with respect to the Product. Neither FPS nor any other party involved in, or related to, making or compiling the Index makes any representation regarding the Index, Index information, performance, annuities generally or the Product particularly.

Fidelity Product Services LLC disclaims all warranties, express or implied, including all warranties of merchantability or fitness for a particular purpose or use. Fidelity Product Services LLC shall have no responsibility or liability whatsoever with respect to the Product.

A.M. Best is a large third-party independent reporting and rating company that rates an insurance company on the basis of the company's financial strength, operating performance, and ability to meet its obligations to policyholders. S&P Global Ratings is an independent, third-party rating firm that rates on the basis of financial strength. Fitch Ratings is a global leader in financial information services and credit ratings. Ratings shown reflect the opinions of the rating agencies and are not implied warranties of the company's ability to meet its financial obligations. The above ratings apply to Midland National's financial strength and claims-paying ability. **A)** A.M. Best rating affirmed on August 29, 2023. For the latest rating, access ambest.com. **B)** Awarded to Midland National® as part of Sammons® Financial Group Inc., which consists of Midland National® Life Insurance Company and North American Company for Life and Health Insurance®. **C)** S&P Global Ratings' rating assigned February 26, 2009 and affirmed on May 24, 2023. **D)** Fitch Ratings' rating affirmed an Insurer Financial Strength rating of A+ Stable on November 30, 2023. The rating reflects the organization's strong business profile, low financial leverage, very strong statutory capitalization, and strong operating profitability supported by strong investment performance. For more information access fitchratings.com.