



HERE TODAY. HERE TOMORROW.



NWL[®] Capital Solutions

Connect today to tomorrow

Consumer Information Summary
and Disclosure Brochure

MKTG-2301-CS-Rev.6.23

Base policy form ICC20 01-1190-20 and associated form ICC20 01-1190(10SC)-20.

Base policy form 01-1190-20 and associated forms 01-1190(10SC)-20, and state variations.

Base policy form 01-1191-20 and associated forms 01-1191(9SC)-20, and state variations.

Not FDIC or NCUA insured / May lose value / Not bank or
CU guaranteed / Not a deposit / Not insured by any federal agency

National Western Life Insurance Company[®]

10801 N Mopac Expy, Bldg. 3, Austin, TX 78759-5415

Connect today to tomorrow with NWL[®] Capital Solutions Fixed Indexed Annuity

As we approach retirement, our focus shifts from building wealth to protecting what we've built and creating a legacy for those that mean the most.

NWL Capital Solutions connects today's retirement goals with the gift of tomorrow's legacy. With the optional Guaranteed Minimum Death Benefit Rider you can further protect your legacy and the future needs of your beneficiaries.



Choose the right vehicle

That's why millions of Americans choose to purchase a Fixed Indexed Annuity (FIA), a **long-term, tax-deferred financial vehicle** uniquely designed for retirement. A FIA protects your money from losses while allowing for index-linked growth opportunities.



Protect what's yours

Since a FIA is an insurance contract, your funds are never directly invested in stocks. When you purchase one, you cannot lose money due to market performance alone because the interest credited will never be less than zero. In other words, you have the potential to benefit from the upside of the market—while being protected from downside risk.



The importance of growth

Retirement typically lasts for decades, and our retirement savings need to as well. The only way to keep up with inflation is to keep growing your assets. A FIA gives you the freedom and flexibility to pursue your own growth strategy based on your personal goals, financial situation, and risk tolerance.



Connect today to tomorrow

Here at NWL, we don't believe in a one-size-fits-all growth strategy; we see our customers as individuals with individual needs, circumstances, and goals. That's why the NWL Capital Solutions FIA offers a choice of indexing strategies, each pursuing performance in different ways, while all guaranteeing protection.

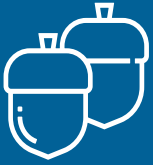
You can learn about the key features in this brochure to help you decide if the NWL Capital Solutions FIA is right for you. Information about the available indexing options is included later in this brochure. Your financial professional can help you determine the best way to allocate your money among the various options.



Build a legacy

NWL Capital Solutions FIA offers the opportunity to focus on legacy planning goals with an optional Guaranteed Minimum Death Benefit (GMDB) rider. This rider is ideal for those who may not be traditional candidates for life insurance or may not qualify. Information about the optional GMDB rider is available later in this brochure.

FIA's are not stock market investments and do not directly participate in any stock or equity investments. The indexes may not include any dividends paid on the underlying stocks. When you purchase the NWL Capital Solutions FIA, you are not directly investing in a stock market index.



An annuity in a nutshell

An annuity is a contract between the Owner (you) and an insurance provider (such as NWL) in which the Owner could choose to receive a series of regular payments (in other words, a reliable stream of retirement income) in return for premiums paid. The other key individuals in an annuity contract are the Annuitant (who may or may not be the Owner, and whose life expectancy is used to set the dollar amount of future annuity income) and the Beneficiary.

For added flexibility, the NWL Capital Solutions FIA comes with a **Death Benefit**, meaning the Beneficiary will be paid the Contract Value as a single sum, or as a Settlement Option, if the Annuitant dies before the Annuity Date. If the Annuitant dies on or after the Annuity Date, we will pay the Beneficiary any unpaid guaranteed amounts provided by the Settlement Option in force at that time.

NWL Capital Solutions is a **deferred** annuity, meaning that income payments don't start immediately after you pay the premium. Instead, your money may accumulate on a tax-deferred basis until a later date, when you may take it as a lump sum or in the form of regular payments.

It is a **single premium** annuity, meaning that you pay a one-time premium payment.

It is a **FIA**, meaning that the value is subject to fixed minimum guarantees, and will never decline due to index movement alone.

All guarantees are subject to the claims-paying ability and financial strength of the issuing insurance company.



A powerful combination

By combining several key benefits, NWL Capital Solutions FIA is uniquely designed to prepare you for retirement.



Growth opportunity

Indexed strategies may take advantage of market gains and help you accumulate more assets for retirement.



Protection from loss

The interest credited to your Account Value will never fall below zero.



Tax savings

Because an annuity is tax-deferred, you generally won't be taxed on any interest your annuity earns until you start withdrawing your funds. This allows your Account Value to grow faster.



Access to your money

NWL Capital Solutions FIA is designed to provide long-term security, but short-term needs can be unpredictable. So, it's reassuring to know you can withdraw up to 10% of your money each year after the first Policy Year without incurring a Withdrawal Charge. Withdrawal Charges are described in detail later in this brochure.



Customize your strategy

Find your unique balance of protection and growth potential by allocating your money to one or several indexing strategies.



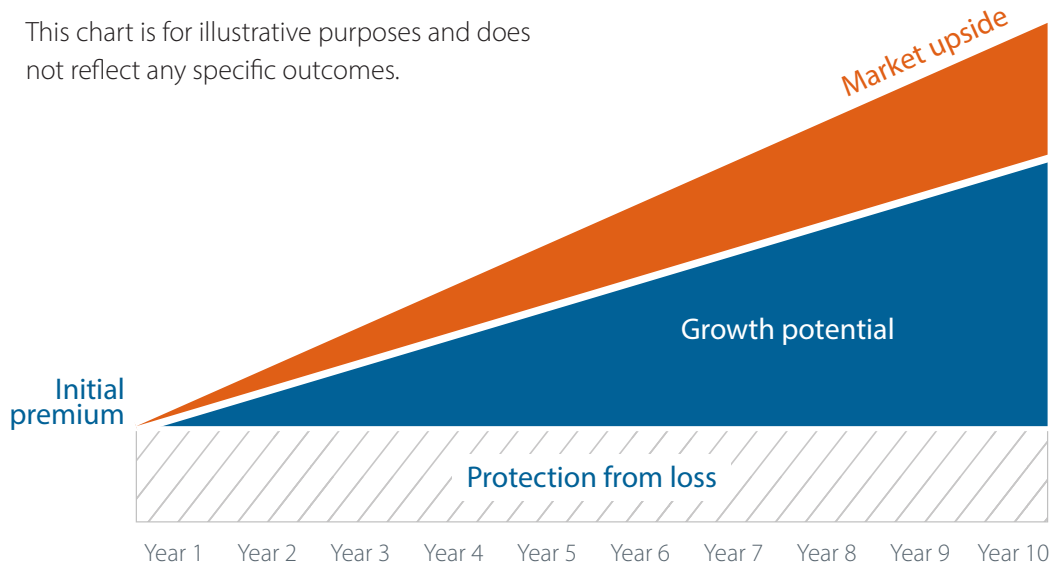
Peace of mind

With the NWL Capital Solutions Fixed Indexed Annuity, your loved ones are protected too. In the event that something happens to you during the term of your contract, your chosen beneficiary will receive the Death Benefit as stated in your contract. Get more from NWL Capital Solutions FIA with our optional Guaranteed Minimum Death Benefit (GMDB) Rider. See page 23 for rider information.

How protection and performance look together

A Fixed Indexed Annuity may benefit from potential gains while protecting you from down markets.

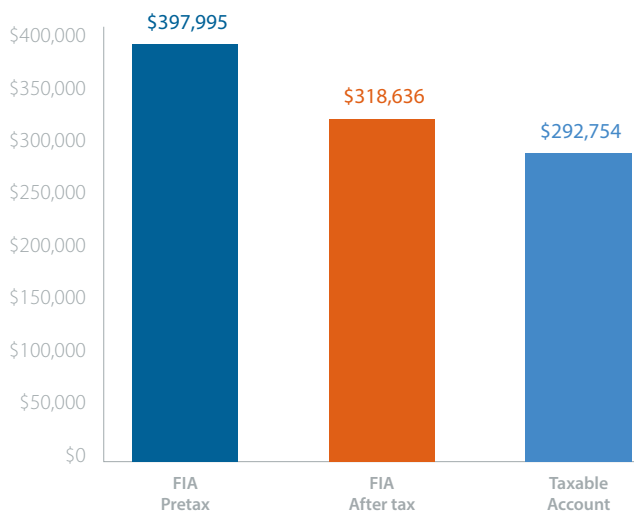
This chart is for illustrative purposes and does not reflect any specific outcomes.



How tax deferral accelerates growth

Here's an example of how tax deferral can allow your money to grow faster in an annuity.

Hypothetical value of a FIA versus a taxable account after 20 years (assumes an initial purchase payment of \$150,000, no withdrawals, and a 5% annual rate of return).



Hypothetical returns are not guaranteed, do not represent actual performance, and may vary. Assumes a 32% ordinary income tax rate, assessed yearly on the taxable account and at period-end on the tax-deferred example. Actual tax rates may vary for different taxpayers and assets from that shown (e.g., capital gains and qualified dividend income).

Choosing the right strategy for you

Before deciding which strategy (or combination of strategies) works best for you, you may have a few general questions about the meanings of “fixed” and “indexed”:

What is an index?

An index measures the performance of a group of stocks or other securities. It can be linked to a specific sector or broadly represent the wider stock market, as with the S&P 500® Index,* which measures the stock performance of 500 large U.S. companies. It is only a hypothetical portfolio, so your FIA funds won't be invested directly in the underlying stocks.

NWL Capital Solutions FIA offers several indexing strategies for you to choose from, as described later in this brochure. Funds in these strategies can earn interest based on the positive performance of the S&P 500®, or other indices. If the performance is negative, the interest will simply be 0%. You may allocate your assets among several of them and then reallocate in the future when your needs may change. All indexing strategies available at issue may not be available in subsequent years.

*Indexed Interest earned, if any, is based on a formula linked in part to the underlying index(es) of the available index strategies.

Is there a fixed interest option?

Yes. The **Fixed Interest Rate** strategy is not linked to a specific index strategy. The rate is set when your contract is issued, and is guaranteed for one year. After the first Policy Year, the rate is not guaranteed, is subject to change, and will never fall below the minimum fixed interest rate, as shown on page 3 of your contract.



Key takeaway: *This option provides the peace of mind that comes with having a fixed, knowable interest rate for the coming year.*

Premium payment & issue ages

To purchase NWL Capital Solutions FIA, a minimum premium payment of at least \$25,000 is required. The maximum premium payment is \$1,500,000. NWL may, at its discretion, credit higher interest rates, participation rates, caps, etc. when the Account Value of the policy is at least \$100,000.

If applicable, federal, state and municipal taxes, and any fees or assessments related to the Policy (payment of which is required or authorized by law) will be deducted from the benefits under the Policy as required or authorized by law.

NWL will not issue this annuity if the age of the Annuitant or Owner exceeds the maximum Issue Age of 85 years.

Like any annuity issuer, NWL incurs expenses to sell and issue its annuity policies, including compensation to its financial professionals, bonus amounts and/or additional interest (if applicable), option costs, and various other expenses, and these expenses are taken into consideration when interest rates, caps, participation rates, and triggers are established and reset.

Accessing your money

You may access your money at any time, although you may incur a Withdrawal Charge for doing so. NWL Capital Solutions FIA comes with a Market Value Adjustment (MVA) Rider (except in California), which may increase or decrease the amount of a withdrawal, depending on the MVA Index. The MVA does not apply to Free Withdrawals. The MVA is described in detail later in this brochure.

Withdrawal options

Withdrawal Charges will be in effect during the Withdrawal Charge Period. Each Policy Year after the first you may take one Free Withdrawal up to 10% of the Account Value without a Withdrawal Charge. If you surrender your policy or take a partial withdrawal, such withdrawn amount in excess of any unexercised Free Withdrawal will be reduced by a Withdrawal Charge, and subject to adjustment by the MVA. The Withdrawal Charge will be equal to the Withdrawal Charge Percentage multiplied by such excess withdrawn amount. *There is no MVA for CA policies.*

There are several ways to access your money without incurring a Withdrawal Charge:

- 1 Withdraw up to 10% of the Account Value each Policy Year following the first year.*
- 2 Take a systematic withdrawal of interest earnings each Policy Year after the first, as long as each payment is at least \$100 and does not invade the principal.* The systematic payments may be paid monthly, quarterly, semi-annually, or annually.
- 3 IRA Required Minimum Distributions (RMDs), if applicable, in all Policy Years.*
- 4 Terminal Illness or Injury Benefit. Upon receiving satisfactory documentation, Withdrawal Charges will be waived for full surrender or partial withdrawal if the Annuitant is first diagnosed after the Policy Date with an illness or injury from which he or she is not expected to recover and is expected to die within twelve (12) months. NWL reserves the right to obtain a second medical opinion at the Company's expense. Benefit terms and/or benefit availability may vary by state. See the Policy for complete details and requirements.
- 5 Waiver of Withdrawal Charge after Qualifying Medical Stay.* You may withdraw up to 100% of the Account Value after certain medically necessary stays, as outlined in the Policy. The Annuitant must be 75 years or younger on the Policy Date, and each stay must be for at least 90 consecutive days. The stay must be in a hospital and/or nursing facility (as defined in the Policy), and the Annuitant must receive at least intermediate care (as described in the Policy) for 90 consecutive days during the stay. The stay must begin after the Policy Date. Benefit terms and/or benefit availability may vary by state. See the Policy for complete details and requirements.

At the end of the Contract Term, you may withdraw the full Contract Value or take a partial withdrawal without incurring any Withdrawal Charges. You have the right to keep the Contract Value with NWL until the maximum annuity age of 95. The Minimum Guaranteed Interest Rate will be re-determined and your Contract Value, Account Value and Minimum Guaranteed Contract Value will continue to be calculated as before. Any withdrawals will first be deducted from any amounts allocated to the Fixed Interest Rate strategy, and then proportionately from any amounts allocated to the index strategies. *Only one of these options may be elected in the same Policy Year.

Withdrawal Charges:

Policy Year	1	2	3	4	5	6	7	8	9	10	11+
10-Year Withdrawal Charge Period	9.00%	8.00%	7.00%	6.00%	5.00%	4.00%	3.00%	2.00%	1.00%	1.00%	0.00%
9-Year Withdrawal Charge Period CA, DE, FL	8.00%	7.00%	6.00%	5.00%	4.00%	3.00%	3.00%	2.00%	1.00%	0.00%	0.00%

Additional information



Settlement Options

You may elect to receive the Contract Value as a series of payments, referred to as Settlement Options, beginning on the Annuity Date.

The Settlement Options that may be elected by the Owner include:

- Income for Life
- Life Income with a Guaranteed Period
- Life Income with Installment Refund
- Survivorship Annuity
- Monthly Income for a Fixed Period
- Annual Income for a Fixed Period
- Proceeds Held at Interest Only

A Guaranteed Interest Rate of 0.50% is used in calculating payments for the Settlement Options. NWL may, at its option, use an Interest Rate that is higher than the Guaranteed Rate. Consult the Policy for complete details of these options.



Death benefits

If the Annuitant dies before the Annuity Date, the Beneficiary may choose to receive the Contract Value as a single sum or have the Contract Value paid out under an available Settlement Option.

If the Annuitant dies after the Annuity Date, the Beneficiary will receive any unpaid guaranteed amounts under the Settlement Option in force on the date of death. No other death benefits will be paid.

Spousal Continuation Benefit: If the surviving spouse is the named Beneficiary and the Owner dies, the surviving spouse may become the Owner and continue the annuity and the income tax deferral.

Get more from NWL Capital Solutions FIA with our Guaranteed Minimum Death Benefit (GMDB) Rider.

Election of this rider could provide your beneficiaries with a larger death benefit than what they might otherwise receive.



“Free look” period

Your satisfaction is important to us. If you change your mind about whether this annuity is right for you after receiving your Policy, or if you are dissatisfied for any other reason, you have at least thirty days during which you may return it without

incurring any charges (referred to as a “free look” period). This time period may be longer; please see your Policy for details.



Legal and tax advice

NWL does not authorize its financial professionals or employees to give legal or tax advice. Representations made in this brochure are based on the Company’s understanding of current tax law.

For an explanation of how those laws apply to you, consult with an attorney, accountant or other tax advisor. All withdrawals from the NWL Capital Solutions FIA may be subject to federal income tax, and withdrawals made before age 59½ may be subject to an additional 10% income tax penalty. If a trust is named as the Owner, withdrawals may be subject to an additional 10% federal income tax penalty regardless of age.

Some or all of a non-qualified withdrawal will be reported as taxable income depending on the withdrawal amount and the amount of accrued interest earned in the policy. This is because interest on non-qualified annuities is assumed to be withdrawn first.



Tax advantages

NWL Capital Solutions FIA is a tax-deferred savings vehicle, meaning that income taxes are deferred until funds are withdrawn. Therefore, interest is earned on dollars that might otherwise be paid in taxes. This results in greater financial growth than might be possible in a taxable savings account. In addition to deferring income taxes, you may exercise some control over the ultimate timing of income taxation.

Taxes are imposed when funds are withdrawn or paid as a regular income. For the most part, you decide when your money is withdrawn and, therefore, when you are taxed. More importantly, you can select an Income Settlement Option and spread the taxes payable over a number of years.

Income tax deferral is provided by any tax-qualified retirement plan. As such, the tax-deferred feature of a qualified annuity is redundant. Note that only an annuity can provide an income that cannot be outlived.

Glossary of key terms

Account Value – The Account Value is equal to 100% of the premium, less partial withdrawals and applicable Withdrawal Charges, and less any other applicable charges, accumulated with interest. Interest is based on the Interest Credit Option(s) that you have selected.

Annual Report – NWL will prepare a report at the end of each Policy Year and mail it to you within 60 days.

Annuity Date – The date you may start receiving regular annuity payments. The Annuity Date on your Policy may be changed to no earlier than the Policy Anniversary that coincides with the last day of the Contract Term or after the Policy Anniversary on which the Annuitant reaches age 95.

Cash Surrender Value – The Cash Surrender Value at any time is equal to the Account Value adjusted for any Withdrawal Charges and MVA, if applicable, that would apply on a surrender of this policy. The Cash Surrender Value will never be lower than the Minimum Guaranteed Contract Value.

Contract Term – The Contract Term is a period of years during which Withdrawal Charges will apply, and after which the Minimum Guaranteed Interest Rate will be re-determined.

Contract Value – The Contract Value is the greater of the Account Value or the Minimum Guaranteed Contract Value.

Free Withdrawal – After the first Policy Year you have the opportunity to take one withdrawal per year up to 10% without incurring a Withdrawal Charge. Once the Withdrawal Charge Period is over, all withdrawals are free.

Interest Crediting Strategy – The Annuity Owner chooses from several strategies, each offering different opportunities for growth.

Issue Age – The Annuitant's age at the time of the Policy Date.

Market Value Adjustment (MVA) Rider – An MVA may increase or decrease the amount of a withdrawal in excess of the Free Withdrawal or the Cash Surrender Value. In general, as the MVA Index increases, the Cash Surrender Value and any excess withdrawal amounts decrease. As the MVA Index decreases, the Cash Surrender Value and any excess withdrawal amounts increase. However, an MVA will never cause the Cash Surrender Value to exceed the Account Value or fall below the Minimum Guaranteed Contract Value (MGCV). The MVA does not apply to Free Withdrawals, any death benefit, the MGCV, or any distributions after the Contract Term. *MVA does not apply in CA.*

Minimum Guaranteed Contract Value (MGCV) – The MGCV at any time is equal to: (1) 87.5% of all premiums received; minus (2) all withdrawals, excluding any applicable Withdrawal Charges and Market Value Adjustment; plus (3) interest earned daily at the Minimum Guaranteed Interest Rate. The MGCV will not be less than the minimum values required by the law of the state in which this policy is issued.

Minimum Guaranteed Interest Rate (MGIR) – The MGIR is set on the Policy Date and is guaranteed for the Contract Term. It is calculated as an effective annual rate and it is never less than 1%, and has a maximum of 3.00%. At the end of the Contract Term, the Minimum Guaranteed Interest Rate will be re-determined. It is the average of the 5-Year Constant Maturity Treasury Rate minus 1.25% for the six-month period ending one month prior to the beginning of the current calendar quarter.

Owner – The person who owns the policy is usually (but not necessarily) the Annuitant.

Option Term Period – The initial Option Term Period begins on the Policy Date. An Option Term Period will end on the Option Term End Date. Upon expiration of each Option Term Period on its Option Term End Date, a new Option Term Period may begin if available and elected by you.

Partial Withdrawal – You may withdraw part of your Contract Value at any time, over the Free Withdrawal amount. A Withdrawal Charge will apply.

Policy – The annuity policy issued to the contract Owner.

Policy Anniversary – This falls one year after the Policy Date and each year thereafter.

Policy Date – The date shown on Page 3 of your policy. This is the date your policy is effective.

Policy Year or Contract Year – The annual period that begins on the Policy Date and yearly periods that start on each Policy Anniversary thereafter.

Premium – This is how much you pay upfront to purchase your annuity contract. Due on the Policy Date, the amount is decided by you, with \$25,000 as the minimum.

Withdrawal Charge – The Withdrawal Charge is equal to the Withdrawal Charge Percentage multiplied by a withdrawal amount in excess of any available Free Withdrawal.

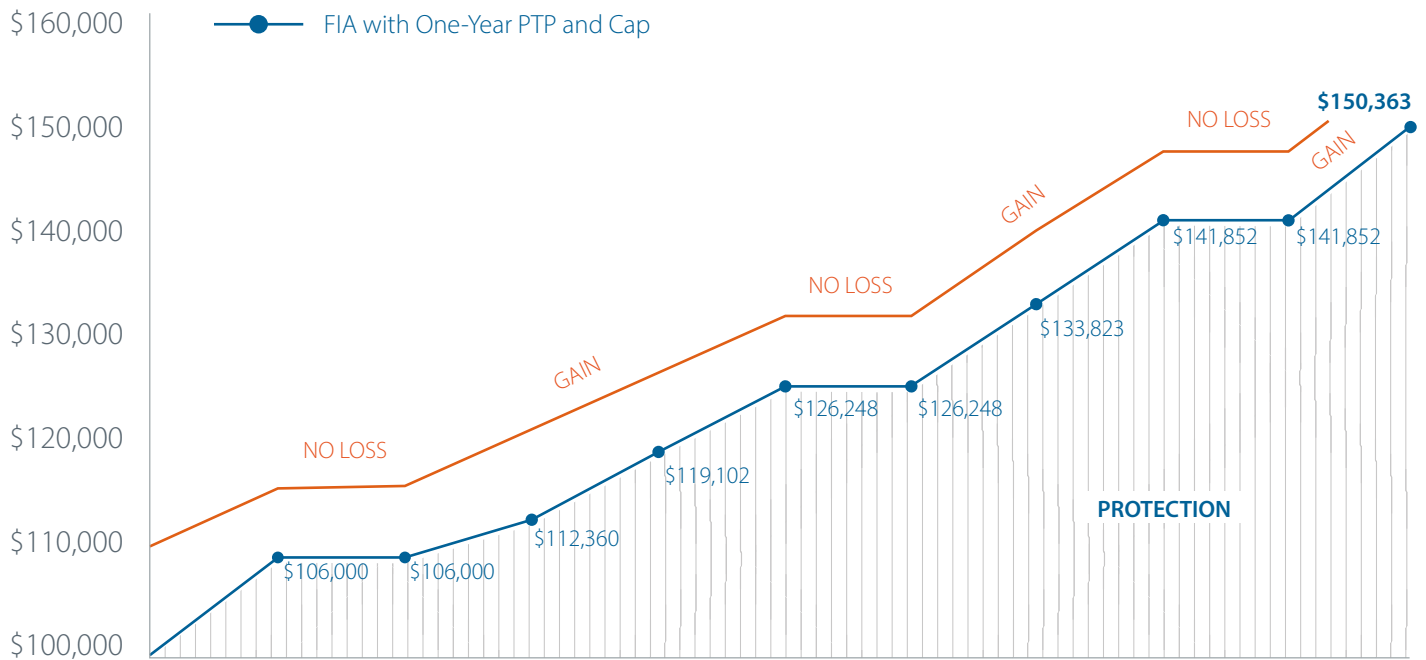
Withdrawal Charge Period – Equal to the number of years in the Contract Term, and during which Withdrawal Charges will apply.

Index strategy in action

S&P 500® One-Year Point-to-Point with Cap

Scott and Audrey plan to retire in the next few years, and are hoping to grow their money while protecting it from market losses. They decide to purchase a fixed indexed annuity, with a purchase payment of \$100,000. They allocate the full amount to the S&P 500® One-Year Point-to-Point with Cap, a strategy that benefits from a steadily rising market.

Assuming a constant Annual Cap Rate of 6%, let's see how their account performs over a 10-year period:



End of Year	1	2	3	4	5	6	7	8	9	10
S&P 500® Index Return	12.78%	-0.003%	13.41%	29.60%	11.39%	-0.73%	9.54%	19.42%	-6.24%	28.88%
% credited to account	6%	0%	6%	6%	6%	0%	6%	6%	0%	6%

* This example is strictly hypothetical and intended to demonstrate only how the index strategy works. The Annual Cap Rate is hypothetical and may be more or less than 6%, but will never be less than the Minimum Annual Cap Rate of 0.50%.



“One-Year Point-to-Point” explained

Point-to-point (PTP) simply measures the change in index value using two points in time. **One-Year Point-to-Point (PTP)** strategies compare the closing value of an index at the end of a one-year term to the closing value on the first day of the term. If the difference is positive (in other words, if the market has gained in value), interest is credited to your account.



Key takeaway: *This is one of the most straightforward ways of capturing the performance of the S&P 500® over a one-year period. If the market went up, the percentage of the increase is the amount of interest credited to your policy, up to the current Cap Rate. If it went down, no interest is credited.*

What is a Cap?

A **Cap** is the maximum interest rate that will be credited to your funds for a term. For example, if the S&P 500® went up 10% during a one-year term, and your Annual Cap Rate is 6%, you will earn 6% interest for that year. The Annual Cap Rate is declared annually, but will never fall below the Minimum Annual Cap Rate shown in your policy.



Key takeaway: *Caps tend to perform better when market returns are moderate rather than extremely positive.*

S&P 500® One-Year Point-to-Point with Cap: How your annual return is calculated

To calculate your annual return under this Interest Credit Option, NWL calculates the Annual Index Change Rate. The Annual Index Change Rate is the Index Value on the Index Date less the Index Value on the immediately preceding Index Date (or Policy Date if the first Index Date), divided by the Index Value on the immediately preceding Index Date (or Policy Date if the first Index Date), but no greater than the Annual Cap Rate.

The Index Date is the last day of each annual period beginning on the Policy Date and the same day of each year thereafter. For example, if the Policy Date is January 15th, the Index Dates are January 14th for the first Policy Year and January 14th of each following year. The Index Value is the closing value of the S&P 500® Index on a scheduled trading day. The Index Value on the Policy Date is the Index Value on the first day preceding the Policy

Date for which the Index Value is available. The Index Value on any Policy Anniversary is the Index Value on the first day preceding the Policy Anniversary for which the Index Value is available.

The Interest Credit will never be less than zero.

The Annual Cap Rate is declared at issue and guaranteed for the first Policy Year only. For subsequent years, these rates are declared by NWL on each Policy Anniversary, are not guaranteed, and are subject to change.

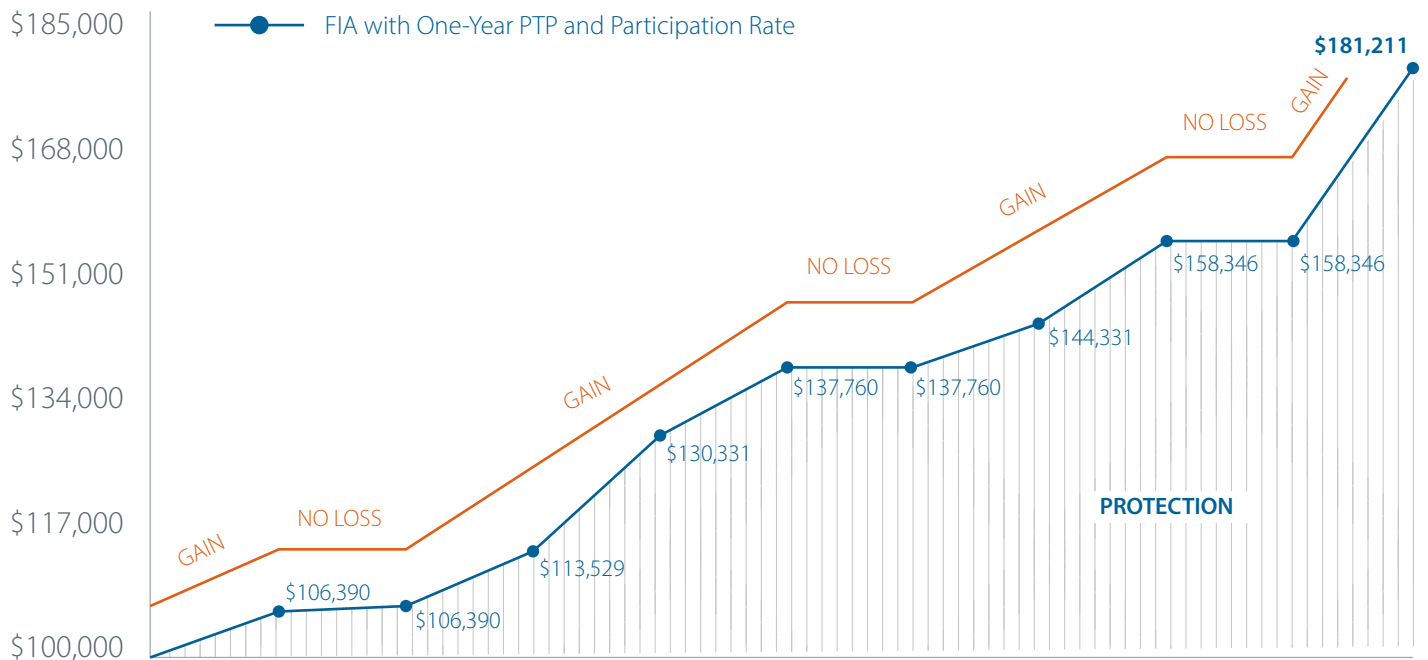
Note: If you take a withdrawal during a policy year which reduces the amount allocated to an indexed interest option, or if you surrender your policy prior to the policy anniversary, any indexed interest will not be credited on such withdrawal or surrender.

Index strategy in action

S&P 500® One-Year Point-to-Point with Participation Rate

Andrew purchases his annuity with a purchase payment of \$100,000, and decides to allocate everything to the S&P 500® One-Year Point-to-Point with Participation Rate. He wants to protect his money from market losses but would like to take advantage during those years when the markets do really well.

Assuming a constant Annual Participation Rate of 50%, let's see how his account performs over a 10-year period:



End of Year	1	2	3	4	5	6	7	8	9	10
S&P 500® Index Return	12.78%	-0.003%	13.41%	29.60%	11.39%	-0.73%	9.54%	19.42%	-6.24%	28.88%
% credited to account	6.39%	0%	6.71%	14.80%	5.70%	0%	4.77%	9.71%	0%	14.44%

* This example is strictly hypothetical and intended to demonstrate only how the index strategy works. The Participation Rate is hypothetical and may be more or less than 50%, but will never be less than the Minimum Participation Rate of 10%.



“One-Year Point-to-Point” explained

Point-to-Point (PTP) simply measures the change in index value using two points in time. **One-Year Point-to-Point (PTP)** strategies compare the closing value of an index at the end of a one-year term to the closing value on the first day of the term. If the difference is positive (in other words, if the market has gained in value), interest is credited to your account.



Key takeaway: This is one of the most straightforward ways of capturing the performance of the S&P 500® over a one-year period. If the market went up, the percentage of the increase is the amount of interest credited to your policy, up to the current Participation Rate. If it went down, no interest is credited.

What is a Participation Rate

A **Participation Rate** is the percentage of a positive index change that will be credited to your account. For example, if the S&P 500® went up 10% during a one-year term, and your Participation Rate is 50%, you will earn 5% interest for that year.



Key takeaway: Participation Rate strategies tend to perform better when market returns are higher, since there is no cap.

S&P 500® One-Year Point-to-Point with Participation Rate: How your annual return is calculated

To calculate your annual return under this Interest Credit Option, NWL calculates the Annual Index Change Rate. The Annual Index Change Rate is the Index Value on the Index Date less the Index Value on the immediately preceding Index Date (or Policy Date if the first Index Date), divided by the Index Value on the immediately preceding Index Date (or Policy Date if the first Index Date), multiplied by the Annual Participation Rate (for example, 0.5 for a 50% Participation Rate). If the Annual Change Rate is negative, 0% is credited.

The Index Date is the last day of each annual period beginning on the Policy Date and the same day of each year thereafter. For example, if the Policy Date is January 15th, the Index Dates are January 14th for the first Policy Year and January 14th of each following year. The Index Value is the closing value of the S&P 500® Index on a

scheduled trading day. The Index Value on the Policy Date is the Index Value on the first day preceding the Policy Date for which the Index Value is available. The Index Value on any Policy Anniversary is the Index Value on the first day preceding the Policy Anniversary for which the Index Value is available.

The Interest Credit will never be less than zero.

The Annual Participation Rate is declared at issue and guaranteed for the first Policy Year only. For subsequent years, these rates are declared by NWL on each Policy Anniversary, are not guaranteed, and are subject to change.

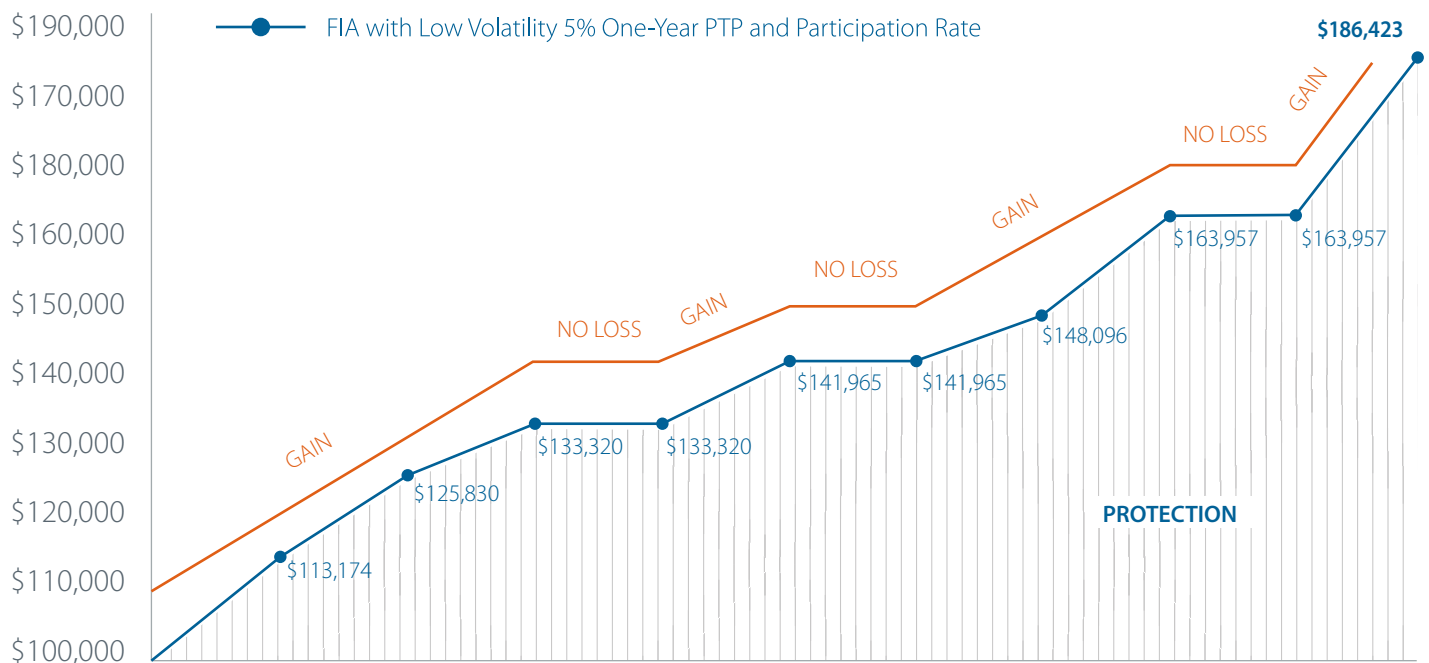
Note: If you take a withdrawal during a policy year which reduces the amount allocated to an indexed interest option, or if you surrender your policy prior to the policy anniversary, any indexed interest will not be credited on such withdrawal or surrender.

Index strategy in action

S&P® MARC 5% Excess Return One-Year Point-to-Point with Participation Rate

David plans to retire in the next few years, and wants to convert a portion of his savings to a low-risk vehicle that pursues positive returns while avoiding market losses. He would like to benefit from market growth but is especially keen to avoid volatility. David decides to purchase an annuity with a purchase payment of \$100,000 allocating everything to the S&P® MARC 5% Excess Return One-Year Point-to-Point with Participation Rate.

Assuming a constant Participation Rate of 100%, let's see how his account performs over a 10-year period:



End of Year	1	2	3	4	5	6	7	8	9	10
Excess returns	13.17%	11.18%	5.95%	-3.08%	6.48%	-2.92%	4.32%	10.71%	-3.30%	13.70%
% credited to account	13.17%	11.18%	5.95%	0.00%	6.48%	0.00%	4.32%	10.71%	0.00%	13.70%

* This example is strictly hypothetical and intended to demonstrate only how the index strategy works. The Participation Rate is hypothetical and may be more or less than 100%, but will never be less than the Minimum Participation Rate of 10%.



“S&P MARC 5% Excess Return” explained

The S&P® MARC 5% Excess Return (Multi-Asset Risk Control) Index seeks to provide multi-asset diversification within a simple risk weighting framework, tracking three underlying component indices that represent three asset classes: equities, commodities, and fixed income.

What is a Participation Rate?

A **Participation Rate** is the percentage of a positive index change that will be credited to your account. For example, if the index went up 10% during a one-year term, and your Participation Rate is 100%, you will earn 10% interest for that year.



Key takeaway: Participation Rate strategies tend to perform better when market returns are higher, since there is no cap.

S&P® MARC 5% Excess Return One-Year Point-to-Point with Participation Rate: How your annual return is calculated

Interest Credited under this option is based on a formula linked in part to the Annual Change in the Index Values of the S&P® MARC 5% Excess Return Index.

To calculate your annual return under this Interest Credit Option, NWL calculates the Annual Index Change Rate. The Annual Index Change Rate is the Index Value on the Index Date less the Index Value on the immediately preceding Index Date (or Policy Date if the first Index Date), divided by the Index Value on the immediately preceding Index Date (or Policy Date if the first Index Date), multiplied by the Participation Rate for the Policy Year.

The Index Date is the last day of each annual period beginning on the Policy Date and the same day of each year thereafter. For example, if the Policy Date is January 15th, the Index Dates are January 14th in the first Policy Year and January 14th of each following year.

The Index Value is the closing value of the S&P® MARC 5% Excess Return Index on a scheduled trading day. The Index Value on the Policy Date is the Index Value on the first day preceding the Policy Date for which the Index Value is available.

The Index Value on any Policy Anniversary is the Index Value on the first day preceding the Policy Anniversary for which the Index Value is available.

The Interest Credit will never be less than zero.

The S&P® MARC 5% Excess Return Index includes the portion of returns by the underlying index that come from dividend reinvestment.

The Index Participation Rate is declared at issue and guaranteed for the first Policy Year only. For subsequent years, these rates are declared by NWL on each Policy Anniversary, are not guaranteed, and are subject to change.

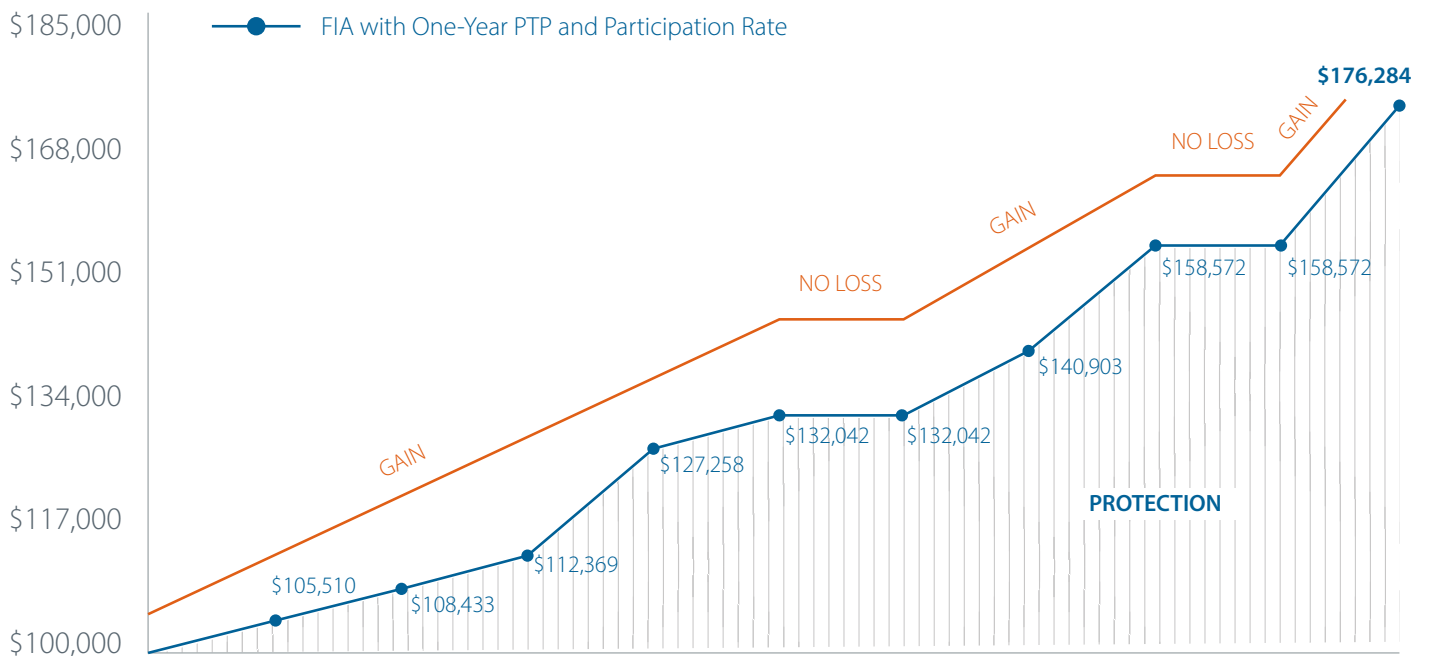
Note: If you take a withdrawal during a policy year which reduces the amount allocated to an indexed interest option, or if you surrender your policy prior to the policy anniversary, any indexed interest will not be credited on such withdrawal or surrender.

Index strategy in action

DJIA® One-Year Point-to-Point with Participation Rate

Trevor purchases his annuity with a purchase payment of \$100,000, and decides to allocate everything to the DJIA® One-Year Point-to-Point with Participation Rate. He wants to protect his money from market losses but would like to take advantage during those years when the markets do really well.

Assuming a constant Annual Participation Rate of 50%, let's see how his account performs over a 10-year period:



End of Year	1	2	3	4	5	6	7	8	9	10
DJIA® Index Return	11.02%	5.53%	7.26%	26.50%	7.52%	-2.23%	13.42%	25.08%	-5.63%	22.34%
% credited to account	5.51%	2.77%	3.63%	13.25%	3.76%	0%	6.71%	12.54%	0%	11.17%

* This example is strictly hypothetical and intended to demonstrate only how the index strategy works. The Participation Rate is hypothetical and may be more or less than 50%, but will never be less than the Minimum Participation Rate of 10%.



“One-Year Point-to-Point” explained

Point-to-point (PTP) simply measures the change in index value using two points in time. **One-Year Point-to-Point (PTP)** strategies compare the closing value of an index at the end of a one-year term to the closing value on the first day of the term. If the difference is positive (in other words, if the market has gained in value), interest is credited to your account.



Key takeaway: This is one of the most straightforward ways of capturing the performance of the DJIA® over a one-year period. If the market went up, the percentage of the increase is the amount of interest credited to your policy, up to the current Participation Rate. If it went down, no interest is credited.

What is a Participation Rate?

A **Participation Rate** is the percentage of a positive index change that will be credited to your account. For example, if the DJIA® went up 10% during a one-year term, and your Participation Rate is 50%, you will earn 5% interest for that year.



Key takeaway: Participation Rate strategies tend to perform better when market returns are higher, since there is no cap.

DJIA® One-Year Point-to-Point with Participation Rate: How your annual return is calculated

To calculate your annual return under this Interest Credit Option, NWL calculates the Annual Index Change Rate. The Annual Index Change Rate is the Index Value on the Index Date less the Index Value on the immediately preceding Index Date (or Policy Date if the first Index Date), divided by the Index Value on the immediately preceding Index Date (or Policy Date if the first Index Date), multiplied by the Annual Participation Rate (for example, 0.5 for a 50% Participation Rate). If the Annual Change Rate is negative, 0% is credited.

The Index Date is the last day of each annual period beginning on the Policy Date and the same day of each year thereafter. For example, if the Policy Date is January 15th, the Index Dates are January 14th for the first Policy Year and January 14th of each following year. The Index Value is the closing value of the S&P 500® Index on a

scheduled trading day. The Index Value on the Policy Date is the Index Value on the first day preceding the Policy Date for which the Index Value is available. The Index Value on any Policy Anniversary is the Index Value on the first day preceding the Policy Anniversary for which the Index Value is available.

The Interest Credit will never be less than zero.

The Annual Participation Rate is declared at issue and guaranteed for the first Policy Year only. For subsequent years, these rates are declared by NWL on each Policy Anniversary, are not guaranteed, and are subject to change.

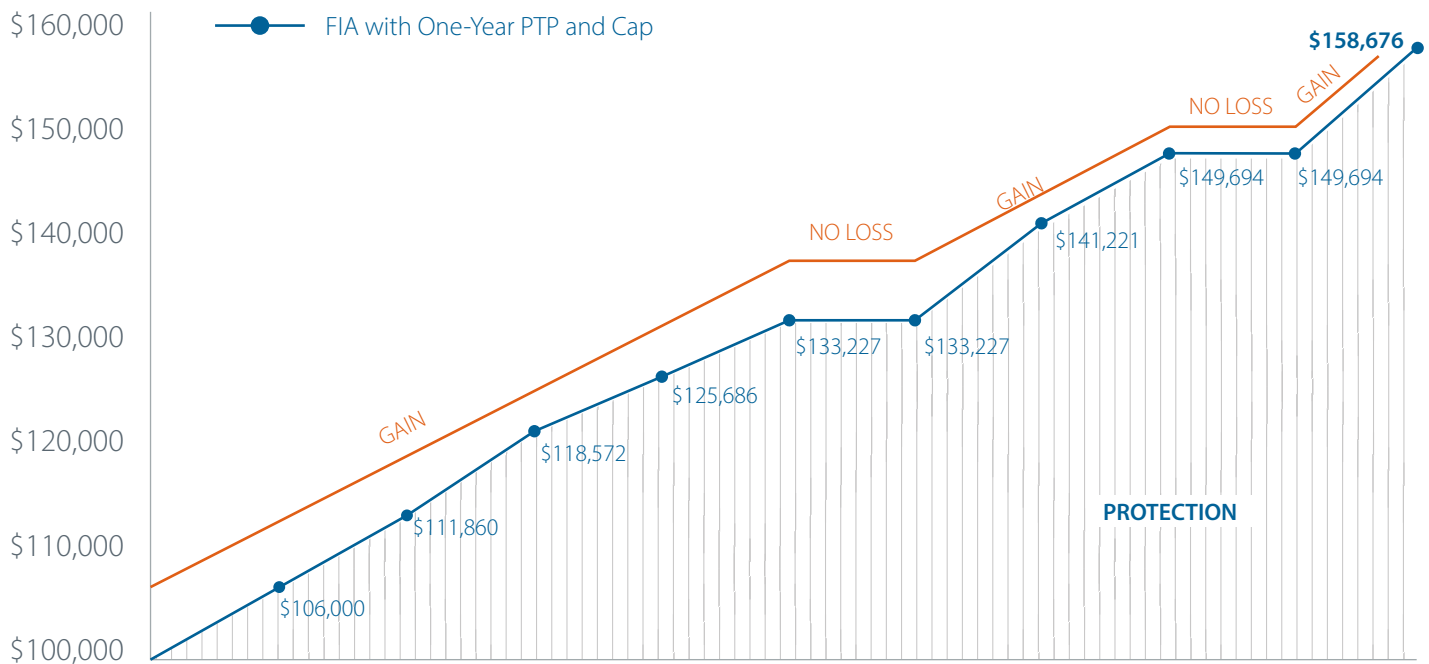
Note: If you take a withdrawal during a policy year which reduces the amount allocated to an indexed interest option, or if you surrender your policy prior to the policy anniversary, any indexed interest will not be credited on such withdrawal or surrender.

Index strategy in action

DJIA® One-Year Point-to-Point with Cap

Tom and Cathy plan to retire in the next few years, and are hoping to grow their money while protecting it from market losses. They decide to purchase a fixed indexed annuity, with a purchase payment of \$100,000. They allocate the full amount to the DJIA® One-Year Point-to-Point with Cap, a strategy that benefits from a steadily rising market.

Assuming a constant Annual Cap Rate of 6%, let's see how their account performs over a 10-year period:




End of Year	1	2	3	4	5	6	7	8	9	10
DJIA® Index Return	11.02%	5.53%	7.26%	26.50%	7.52%	-2.23%	13.42%	25.08%	-5.63%	22.34%
% credited to account	6.00%	5.53%	6.00%	6.00%	6.00%	0.00%	6.00%	6.00%	0%	6.00%

* This example is strictly hypothetical and intended to demonstrate only how the index strategy works. The Annual Cap Rate is hypothetical and may be more or less than 6%, but will never be less than the Minimum Annual Cap Rate of 0.50%.




“One-Year Point-to-Point” explained

Point-to-point (PTP) simply measures the change in index value using two points in time. **One-Year Point-to-Point (PTP)** strategies compare the closing value of an index at the end of a one-year term to the closing value on the first day of the term. If the difference is positive (in other words, if the market has gained in value), interest is credited to your account.

 **Key takeaway:** *This is one of the most straightforward ways of capturing the performance of the DJIA® over a one-year period. If the market went up, the percentage of the increase is the amount of interest credited to your policy, up to the current Cap Rate. If it went down, no interest is credited.*

What is a Cap?

A **Cap** is the maximum interest rate that will be credited to your funds for a term. For example, if the S&P 500® went up 10% during a one-year term, and your Annual Cap Rate is 6%, you will earn 6% interest for that year. The Annual Cap Rate is declared annually, but will never fall below the Minimum Annual Cap Rate shown in your policy.

 **Key takeaway:** *Caps tend to perform better when market returns are moderate rather than extremely positive.*

DJIA® One-Year Point-to-Point with Cap: How your annual return is calculated

To calculate your annual return under this Interest Credit Option, NWL calculates the Annual Index Change Rate. The Annual Index Change Rate is the Index Value on the Index Date less the Index Value on the immediately preceding Index Date (or Policy Date if the first Index Date), divided by the Index Value on the immediately preceding Index Date (or Policy Date if the first Index Date), but no greater than the Annual Cap Rate.

The Index Date is the last day of each annual period beginning on the Policy Date and the same day of each year thereafter. For example, if the Policy Date is January 15th, the Index Dates are January 14th for the first Policy Year and January 14th of each following year. The Index Value is the closing value of the DJIA® Index on a scheduled trading day. The Index Value on the Policy Date is the Index Value on the first day preceding the Policy

Date for which the Index Value is available. The Index Value on any Policy Anniversary is the Index Value on the first day preceding the Policy Anniversary for which the Index Value is available.

The Interest Credit will never be less than zero.

The Annual Cap Rate is declared at issue and guaranteed for the first Policy Year only. For subsequent years, these rates are declared by NWL on each Policy Anniversary, are not guaranteed, and are subject to change.

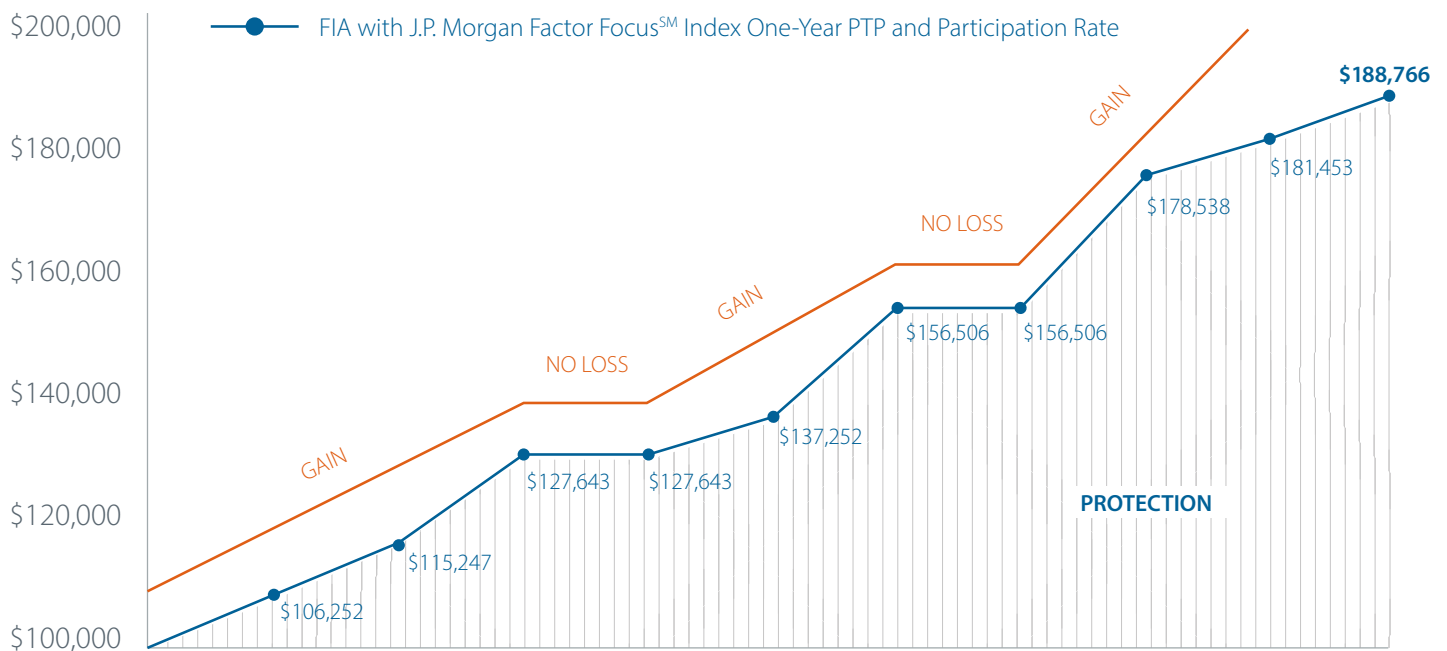
Note: If you take a withdrawal during a policy year which reduces the amount allocated to an indexed interest option, or if you surrender your policy prior to the policy anniversary, any indexed interest will not be credited on such withdrawal or surrender.

Index strategy in action

J.P. Morgan Factor FocusSM Index One-Year Point-to-Point with Participation Rate

Mandy plans to retire in the next few years, and wants to convert a portion of her savings to a low-risk vehicle that pursues positive returns while avoiding losses. She wants to benefit from market growth but is especially keen to avoid market volatility. She decides to purchase an annuity with a purchase payment of \$100,000 allocating everything to the J.P. Morgan Factor FocusSM Index One-Year Point-to-Point with Participation Rate.

Assuming a constant Participation Rate of 100%, let's see how her account performs over a 10-year period:



End of Year	1	2	3	4	5	6	7	8	9	10
Excess returns	6.25%	8.47%	10.76%	-0.89%	7.53%	14.03%	-4.06%	14.08%	1.63%	4.03%
% credited to account	6.25%	8.47%	10.76%	0%	7.53%	14.03%	0%	14.08%	1.63%	4.03%

* This example is strictly hypothetical and intended to demonstrate only how the index strategy works. The Participation Rate is hypothetical and may be more or less than 100%, but will never be less than the Minimum Participation Rate of 20%.



“J.P. Morgan Factor FocusSM Index” explained

The J.P. Morgan Factor FocusSM Index implements a dynamic allocation framework that rebalances daily based on measures of market risk and diversification. Each day, the Index rebalances the equity and bond constituents to weights that would have generated recent realized volatility of 5%.

What is a Participation Rate?

A **Participation Rate** is the percentage of a positive index change that will be credited to your account. For example, if the index went up 10% during a one-year term, and your Participation Rate is 100%, you will earn 10% interest for that year.



Key takeaway: Participation Rate strategies tend to perform better when market returns are higher, since there is no cap.

J.P. Morgan Factor FocusSM Index One-Year Point-to-Point with Participation Rate: How your annual return is calculated

Interest Credited under this option is based on a formula linked in part to the Annual Change in the Index Values of the J.P. Morgan Factor FocusSM Index.

To calculate your annual return under this Interest Credit Option, NWL calculates the Annual Index Change Rate. The Annual Index Change Rate is the Index Value on the Index Date less the Index Value on the immediately preceding Index Date (or Policy Date if the first Index Date), divided by the Index Value on the immediately preceding Index Date (or Policy Date if the first Index Date), multiplied by the Participation Rate for the Policy Year.

The Index Date is the last day of each annual period beginning on the Policy Date and the same day of each year thereafter. For example, if the Policy Date is January 15th, the Index Dates are January 14th in the first Policy Year and January 14th of each following year.

The Index Value is the closing value of the J.P. Morgan Factor FocusSM Index on a scheduled trading day. The Index Value on the Policy Date is the Index Value on the first day preceding the Policy Date for which the Index Value is available.

The Index Value on any Policy Anniversary is the Index Value on the first day preceding the Policy Anniversary for which the Index Value is available.

The Interest Credit will never be less than zero.

The J.P. Morgan Factor FocusSM Index includes the portion of returns by the underlying index that come from dividend reinvestment.

The Index Participation Rate is declared at issue and guaranteed for the first Policy Year only. For subsequent years, these rates are declared by NWL on each Policy Anniversary, are not guaranteed, and are subject to change.

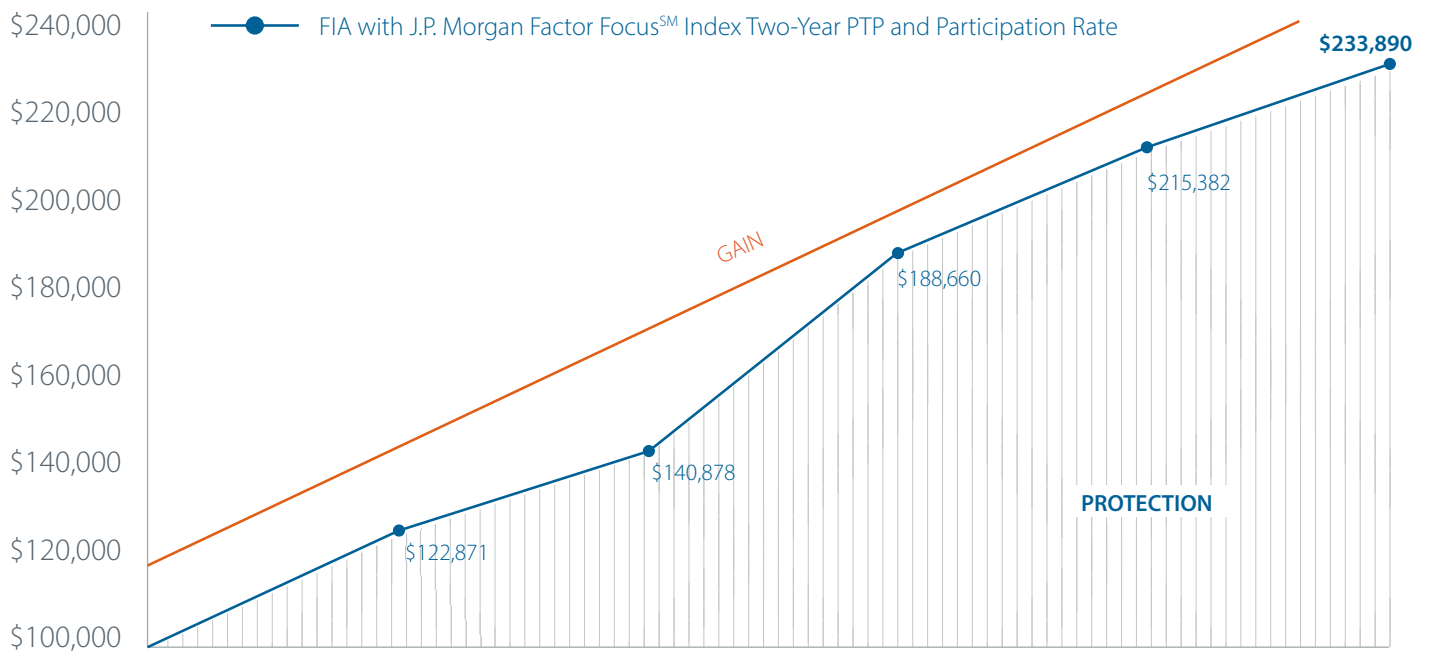
Note: If you take a withdrawal during a policy year which reduces the amount allocated to an indexed interest option, or if you surrender your policy prior to the policy anniversary, any indexed interest will not be credited on such withdrawal or surrender.

Index strategy in action

J.P. Morgan Factor FocusSM Index Two-Year Point-to-Point with Participation Rate

Sandra purchases her annuity with a purchase payment of \$100,000, and decides to allocate everything to the J.P. Morgan Factor FocusSM Index Two-Year Point-to-Point with Participation Rate. She wants to avoid market volatility, but wants to take advantage of when the markets are doing really well.

Assuming a constant Participation Rate of 150%, let's see how her account performs over a 10-year period:



End of Year	1	2	3	4	5	6	7	8	9	10
Excess returns	0%	15.25%	0%	9.77%	0%	22.61%	0%	9.44%	0%	5.73%
% credited to account	0%	22.87%	0%	14.66%	0%	33.92%	0%	14.16%	0%	8.59%

* This example is strictly hypothetical and intended to demonstrate only how the index strategy works. The Participation Rate is hypothetical and may be more or less than 150%, but will never be less than the Minimum Participation Rate of 10%.



“J.P. Morgan Factor FocusSM Index” explained

The J.P. Morgan Factor FocusSM Index implements a dynamic allocation framework that rebalances daily based on measures of market risk and diversification. Each day, the Index rebalances the equity and bond constituents to weights that would have generated recent realized volatility of 5%.

What is a Participation Rate?

A **Participation Rate** is the percentage of a positive index change that will be credited to your account. For example, if the index went up 10% during a two-year term, and your Participation Rate is 150%, you will earn 15% interest for that period.



Key takeaway: Participation Rate strategies tend to perform better when market returns are higher, since there is no cap.

J.P. Morgan Factor FocusSM Index Two-Year Point-to-Point with Participation Rate: How your two year return is calculated

Interest Credited under this option is based on a formula linked in part to the Annual Change in the Index Values of the J.P. Morgan Factor FocusSM Index.

To calculate your return under this Interest Credit Option, NWL calculates the Index Change Rate. The Index Change Rate is the Index Value on the Index Date less the Index Value on the immediately preceding Index Date (or Policy Date if the first Index Date), multiplied by the Participation Rate for the Policy Year.

The Index Date is the last day of each period beginning on the Policy Date and the same day every two years thereafter. For example, if the Policy Date is January 15th, 2020, the Index Dates are January 14th in the second Policy Year and January 14th of each following two year period.

The Index Value is the closing value of the J.P. Morgan Factor FocusSM Index on a scheduled trading day. The Index Value on the Policy Date is the Index Value on the first day preceding the Policy Date for which the Index Value is available.

The Index Value on any Policy Anniversary is the Index Value on the first day preceding the Policy Anniversary for which the Index Value is available.

The Interest Credit will never be less than zero.

The J.P. Morgan Factor FocusSM Index includes the portion of returns by the underlying index that come from dividend reinvestment.

The Index Participation Rate is declared at issue and guaranteed for the first Two-Year Option Term Period only. For subsequent years, these rates are declared by NWL on each Policy Anniversary, are not guaranteed, and are subject to change.

Note: If you take a withdrawal during an Option Term Period which reduces the amount allocated to an indexed interest option, or if you surrender your policy prior to the Option Term Period, any indexed interest will not be credited on such withdrawal or surrender.



Protecting what matters most to you matters most to us

Guaranteed Minimum Death Benefit Rider

Optional with the NWL Capital Solutions FIA

Choose Protection and Performance

Choose to further protect your legacy and the future needs of your beneficiaries by adding an optional Guaranteed Minimum Death Benefit (GMDB) Rider (ICC20 01-3185-20, 01-3185-20) to your annuity, for an additional fee.

The optional GMDB Rider could provide your beneficiaries with a larger Death Benefit than what they might otherwise receive.



Purchasing the GMDB Rider might be a good option for:

- **Enhanced wealth transfer ability** – your objective is to transfer wealth rather than maximize the annuity for your own use.
- **Expense minimization** – it is important to make sure your loved ones have the money they need to cover any unpaid medical expenses, education costs, or other outstanding debts.
- **Legacy building** – you want to leave a little more to your beneficiaries.

“ There’s nothing like helping you secure your family’s future and NWL is honored to help you along the way.”

Important Details about the GMDB Rider

Issue Ages	0–80
GMDB Roll-Up Rate	10% simple interest for issue ages 0–75; 8% for issue ages 76–80
Roll-Up Period	10 years
GMDB Charge Rate	1.15% annually (The charge is deducted from your annuity’s Account Value)
Cancellation	The GMDB will not be terminated upon request. It will terminate upon death of the Annuitant, the Annuity Date, or the date your annuity terminates.
Spousal Continuation	Should the Annuitant pass away, the spouse has the option to continue the Policy. In this case, if the GMDB Amount is greater than the Contract Value, the Account Value of the Policy will increase by that excess amount.

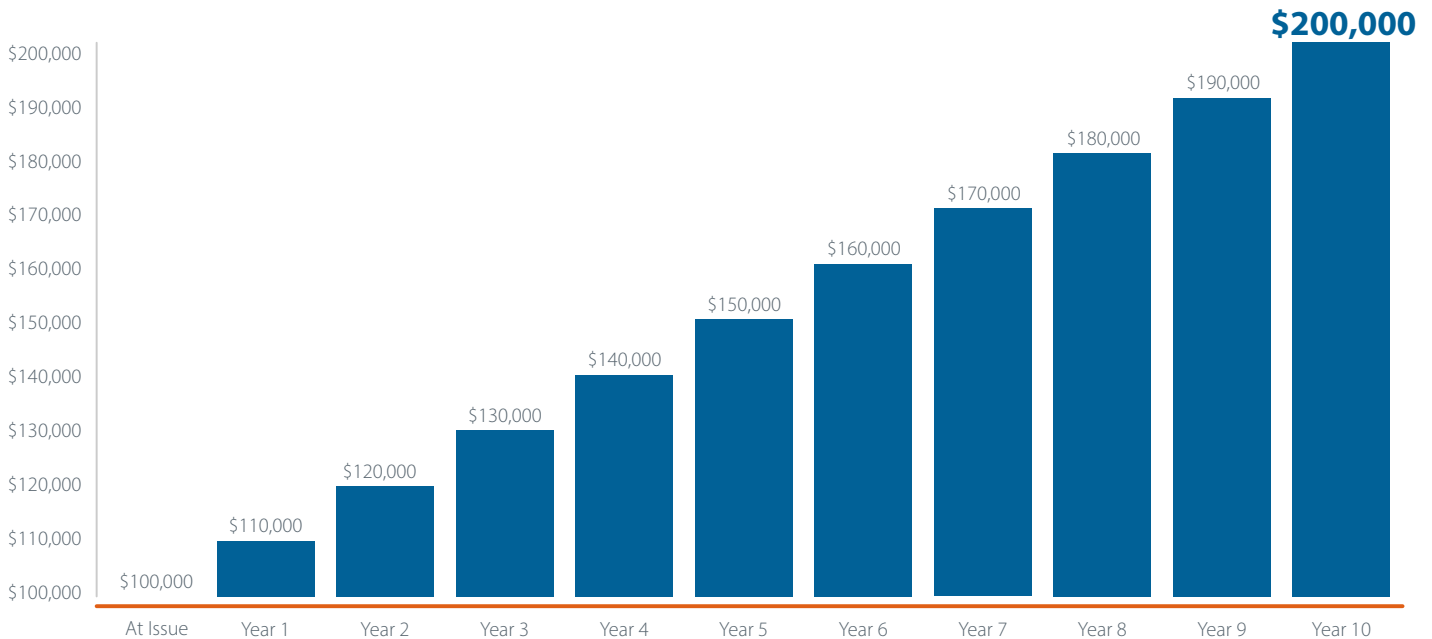
- The GMDB Amount Percentage Limit is 250%
- The GMDB Rider is only available at the time the annuity is issued and it cannot be added later. The GMDB Amount is only available as a Death Benefit, is not available as a Withdrawal of Cash, and is not guaranteed to enhance your annuity’s death benefit.
- Any withdrawal will reduce the GMDB Amount in the same proportion as the change in your annuity’s Account Value
- The Roll-Up Period is the period of time that is applicable to the growth of the GMDB Amount. It is not impacted by partial withdrawals.
- The Roll-Up Rate is the percentage that is multiplied by the Initial Premium and used through the remainder of the Roll-Up Period to calculate the GMDB Amount

Example of how the GMDB Rider works to protect your legacy



Growing your legacy

- 1 Purchase an NWL Capital Solutions FIA for \$100,000 and elect to purchase the optional GMDB. This creates a GMDB Amount of \$100,000
- 2 The GMDB Amount grows at a guaranteed rate of 10% simple interest every year for 10 years for issue ages 0–75 (8% for issue ages 76–80)
- 3 At the end of ten years, your GMDB Amount has grown to \$200,000. (This assumes that no withdrawals have been taken and the Rider has not terminated.)
- 4 Should the unexpected happen and you pass away, your beneficiary will receive the greater of the GMDB Amount or your Contract Value. (The GMDB Amount will not be greater than the GMDB Amount Percentage Limit multiplied by the Initial Premium minus the sum of any withdrawals from your annuity's Account Value.)



This example assumes an issue age between 0–75

The optional GMDB Rider is designed to provide steady growth of the Death Benefit, and could leave your beneficiaries with more than the Contract Value. Please see the Rider for complete details.

GMDB Amount is equal to the Initial Premium accrued at a simple interest rate of 10% (8% for issue ages 76–80), adjusted for any Withdrawal of Cash. After the GMDB Roll-Up Period, the GMDB Amount will no longer accrue with interest.

Standard and Poor's®

The S&P 500® Index, Dow Jones Industrial Average ("DJIA®") and S&P MARC 5% Index are products of S&P Dow Jones Indices LLC or its affiliates ("SPDJI") and has been licensed for use by NWL®. S&P®, S&P 500®, US 500, The 500, iBoxx®, iTraxx® and CDX® are trademarks of S&P Global, Inc. or its affiliates ("S&P"); Dow Jones® is a registered trademark of Dow Jones Trademark Holdings LLC ("Dow Jones") and these trademarks have been licensed for use by SPDJI and sublicensed for certain purposes by NWL. It is not possible to invest directly in an index. NWL® Capital Solutions is not sponsored, endorsed, sold or promoted by SPDJI, Dow Jones, S&P, any of their respective affiliates (collectively, "S&P Dow Jones Indices"). S&P Dow Jones Indices does not make any representation or warranty, express or implied, to the owners of the NWL Capital Solutions or any member of the public regarding the advisability of investing in securities generally or in NWL Capital Solutions particularly or the ability of the S&P 500® Index, DJIA® and S&P MARC 5% Index to track general market performance. Past performance of an index is not an indication or guarantee of future results. S&P Dow Jones Indices' only relationship to NWL with respect to the S&P 500® Index, DJIA® and S&P MARC 5% Index is the licensing of the Index and certain trademarks, service marks and/or trade names of S&P Dow Jones Indices and/or its licensors. The S&P 500® Index, DJIA® and S&P MARC 5% Index is determined, composed and calculated by S&P Dow Jones Indices without regard to NWL or the NWL Capital Solutions. S&P Dow Jones Indices has no obligation to take the needs of NWL or the owners of NWL Capital Solutions into consideration in determining, composing or calculating the S&P 500® Index, DJIA® and S&P MARC 5% Index. S&P Dow Jones Indices has no obligation or liability in connection with the administration, marketing or trading of NWL Capital Solutions. There is no assurance that investment products based on the S&P 500® Index, DJIA® and S&P MARC 5% Index will accurately track index performance or provide positive investment returns. S&P Dow Jones Indices LLC is not an investment adviser, commodity trading advisory, commodity pool operator, broker dealer, fiduciary, promoter" (as defined in the Investment Company Act of 1940, as amended), "expert" as enumerated within 15 U.S.C. § 77k(a) or tax advisor. Inclusion of a security, commodity, crypto currency or other asset within an index is not a recommendation by S&P Dow Jones Indices to buy, sell, or hold such security, commodity, crypto currency or other asset, nor is it considered to be investment advice or commodity trading advice.

NEITHER S&P DOW JONES INDICES NOR THIRD PARTY LICENSOR GUARANTEES THE ADEQUACY, ACCURACY, TIMELINESS AND/OR THE COMPLETENESS OF THE S&P 500® INDEX, DJIA® AND S&P MARC 5% INDEX OR ANY DATA RELATED THERETO OR ANY COMMUNICATION, INCLUDING BUT NOT LIMITED TO, ORAL OR WRITTEN COMMUNICATION (INCLUDING ELECTRONIC COMMUNICATIONS) WITH RESPECT THERETO. S&P DOW JONES INDICES SHALL NOT BE SUBJECT TO ANY DAMAGES OR LIABILITY FOR ANY ERRORS, OMISSIONS, OR DELAYS THEREIN. S&P DOW JONES INDICES MAKES NO EXPRESS OR IMPLIED WARRANTIES, AND EXPRESSLY DISCLAIMS ALL WARRANTIES, OF MERCHANTABILITY OR FITNESS FOR A PARTICULAR PURPOSE OR USE OR AS TO RESULTS TO BE OBTAINED BY NWL, OWNERS OF THE NWL CAPITAL SOLUTIONS, OR ANY OTHER PERSON OR ENTITY FROM THE USE OF THE S&P 500® INDEX, DJIA® AND S&P MARC 5% INDEX OR WITH RESPECT TO ANY DATA RELATED THERETO. WITHOUT LIMITING ANY OF THE FOREGOING, IN NO EVENT WHATSOEVER SHALL S&P DOW JONES INDICES BE LIABLE FOR ANY INDIRECT, SPECIAL, INCIDENTAL, PUNITIVE, OR CONSEQUENTIAL DAMAGES INCLUDING BUT NOT LIMITED TO, LOSS OF PROFITS, TRADING LOSSES, LOST TIME OR GOODWILL, EVEN IF THEY HAVE BEEN ADVISED OF THE POSSIBILITY OF SUCH DAMAGES, WHETHER IN CONTRACT, TORT, STRICT LIABILITY, OR OTHERWISE. S&P DOW JONES INDICES HAS NOT REVIEWED, PREPARED AND/OR CERTIFIED ANY PORTION OF, NOR DOES S&P DOW JONES INDICES HAVE ANY CONTROL OVER, THE LICENSEE PRODUCT REGISTRATION STATEMENT, PROSPECTUS OR OTHER OFFERING MATERIALS. THERE ARE NO THIRD-PARTY BENEFICIARIES OF ANY AGREEMENTS OR ARRANGEMENTS BETWEEN S&P DOW JONES INDICES AND NWL, OTHER THAN THE LICENSORS OF S&P DOW JONES INDICES.

The J.P. Morgan Factor FocusSM Index

The J.P. Morgan Factor FocusSM Index ("J.P. Morgan Index") has been licensed to NWL (the "Licensee") for the Licensee's benefit. Neither the Licensee nor NWL Capital Solutions (the "Annuity Product") is sponsored, operated, endorsed, sold or promoted by J.P. Morgan Securities LLC ("JPMS") or any of its affiliates (together and individually, "J.P. Morgan"). J.P. Morgan makes no representation and no warranty, express or implied, to purchasers of the Annuity Product (or any person taking exposure to it) or any member of the public in any other circumstances (each, a "Purchaser"): (a) regarding the advisability of investing in or purchasing securities or other financial or insurance products generally or in the Annuity Product particularly; or (b) the suitability or appropriateness of an exposure to the J.P. Morgan Index in seeking to achieve any particular objective. It is for those taking an exposure to the Annuity Product and/or the J.P. Morgan Index to satisfy themselves of these matters and such persons should seek appropriate professional advice before making any investment or purchasing insurance. J.P. Morgan is not responsible for and does not have any obligation or liability in connection with the issuance, administration, marketing or trading of the Annuity Product. The publication of the J.P. Morgan Index and the referencing of any asset or other factor of any kind in the J.P. Morgan Index do not constitute any form of investment recommendation or advice in respect of any such asset or other factor by J.P. Morgan and no person should rely upon it as such. J.P. Morgan does not act as an investment adviser or investment manager in respect of the J.P. Morgan Index or the Annuity Product and does not accept any fiduciary duties in relation to the J.P. Morgan Index, the Licensee, the Annuity Product or any Purchaser.

The J.P. Morgan Index has been designed and is compiled, calculated, maintained and sponsored by J.P. Morgan without regard to the Licensee, the Annuity Product or any Purchaser. The ability of the Licensee to make use of the J.P. Morgan Index may be terminated on short notice and it is the responsibility of the Licensee to provide for the consequences of that in the design of the Annuity Product. J.P. Morgan does not accept any legal obligation to take the needs of any person who may invest in an Annuity Product into account in designing, compiling, calculating, maintaining or sponsoring the J.P. Morgan Index or in any decision to cease doing so.

J.P. Morgan does not give any representation, warranty or undertaking, of any type (whether express or implied, statutory or otherwise) in relation to the J.P. Morgan Index, as to condition, satisfactory quality, performance or fitness for purpose or as to the results to be achieved by an investment in the Annuity Product or any data included in or omissions from the J.P. Morgan Index, or the use of the J.P. Morgan Index in connection with the Annuity Product or the veracity, currency, completeness or accuracy of the information on which the J.P. Morgan Index is based (and without limitation, J.P. Morgan accepts no liability to any Purchaser for any errors or omissions in that information or the results of any interruption to it and J.P. Morgan shall be under no obligation to advise any person of any such error, omission or interruption).

To the extent any such representation, warranty or undertaking could be deemed to have been given by J.P. Morgan, it is excluded save to the extent that such exclusion is prohibited by law. To the fullest extent permitted by law, J.P. Morgan shall have no liability or responsibility to any person or entity (including, without limitation, to any Purchasers) for any losses, damages, costs, charges, expenses or other liabilities howsoever arising, including, without limitation, liability for any special, punitive, indirect or consequential damages (including loss of business or loss of profit, loss of time and loss of goodwill), even if notified of the possibility of the same, arising in connection with the design, compilation, calculation, maintenance or sponsoring of the J.P. Morgan Index or in connection with the Annuity Product.

The J.P. Morgan Index is the exclusive property of J.P. Morgan. J.P. Morgan is under no obligation to continue compiling, calculating, maintaining or sponsoring the J.P. Morgan Index and may delegate or transfer to a third party some or all of its functions in relation to the J.P. Morgan Index.

J.P. Morgan may independently issue or sponsor other indices or products that are similar to and may compete with the J.P. Morgan Index and the Annuity Product. J.P. Morgan may also transact in assets referenced in the J.P. Morgan Index (or in financial instruments such as derivatives that reference those assets). It is possible that these activities could have an effect (positive or negative) on the value of the J.P. Morgan Index and the Annuity Product.

No actual investment which allowed tracking of the performance of the Index was possible before February 24, 2023. Any hypothetical back-tested information provided herein is illustrative only and derived from proprietary models designed with the benefit of hindsight based on certain data (which may or may not correspond with the data that someone else would use to back-test the J.P. Morgan Index) and assumptions and estimates (not all of which may be specified herein and which are subject to change without notice). The results obtained from different models, assumptions, estimates and/or data may be materially different from the results presented herein and such hypothetical back-tested information should not be considered indicative of the actual results that might be obtained from an investment or participation in a financial instrument or transaction referencing the J.P. Morgan Index. J.P. Morgan expressly disclaims any responsibility for (i) the accuracy or completeness of the models, assumptions, estimates and data used in deriving the hypothetical back-tested information, (ii) any errors or omissions in computing or disseminating the hypothetical back-tested information, and (iii) any uses to which the hypothetical back-tested information may be put by any recipient of such information.

Each of the above paragraphs is severable. If the contents of any such paragraph is held to be or becomes invalid or unenforceable in any respect in any jurisdiction, it shall have no effect in that respect, but without prejudice to the remainder of this notice.

Submit with Application

Thank you for choosing to purchase the NWL[®] Capital Solutions Fixed Indexed Annuity. If you have any questions after you receive your annuity Policy, please contact your financial professional or call NWL's Client Services Department at 1-800-922-9422. We want to be sure that you read the entire disclosure brochure, and are aware of the benefits and features explained within it, including but not limited to the following:

- Rates located on page 3 of your Policy are guaranteed for the Option Term Period only. Rates in subsequent Policy Years are not guaranteed to remain the same and are subject to change.
- Participation Rates, if applicable, may be as low as 10%.
- The Annual Index Cap Rate, if applicable, may be as low as 0.50%.
- You can allocate 100% to any one strategy or in any combination among the strategies in whole numbers whose sum is 100%.
- This annuity has a "free look" period, during which you can surrender the annuity Policy after receiving it without incurring Withdrawal Charges (described more fully in your annuity Policy).
- Any results shown, other than guaranteed minimum values, are not guarantees, promises, or warranties.
- Withdrawal Charges may be deducted from your Account Value.
- For any Policy issued as a tax-qualified plan, you may have to make withdrawals to meet minimum distribution requirements.
- Your financial professional receives compensation for the sale of this annuity policy.
- This is a deferred annuity, and it is a long-term savings vehicle.

By signing below, I certify that I have received a copy of this disclosure brochure and that I have reviewed it with my financial professional. I further certify that I fully understand the disclosure brochure and the specific points outlined above, which have been explained to me in complete detail, and I will not contest the sufficiency of my signature below as a valid and enforceable acknowledgment of my understanding of the information contained in this disclosure brochure. I understand that the disclosure brochure is not a part of the annuity Policy and does not modify it in any way, and I further understand that the annuity Policy itself contains all terms, benefits, guarantees, limitations, restrictions, and exclusions.

For CA Residents Only: For your protection California law requires the following to appear on this form. Any person who knowingly presents false or fraudulent information to obtain or amend insurance coverage or to make a claim for the payment of a loss is guilty of a crime and may be subject to fines and confinement in state prison.

Applicant's Name (Printed) Applicant's Signature Date

Joint Applicant's Name (Printed) Joint Applicant's Signature Date

I certify that I reviewed this disclosure brochure with the applicant.

Financial Professional's Name (Printed) Financial Professional's Signature Date

Financial Professional No. Financial Professional Lic. No.



National Western Life Insurance Company®
10801 N Mopac Expy, Bldg. 3, Austin, TX 78759-5415



 NWL®

HERE TODAY. HERE TOMORROW.

NWL is committed to your long-term financial security, providing tailored products that combine protection and growth potential. While the retirement landscape has shifted in the past few decades, and the stock market is as unpredictable as ever, our foundations remain solid. Our customers entrust us with their future because we are here today, here tomorrow.

NWL offers a wide variety of annuity products with different benefits, features, and limitations that may vary by financial professional and distribution channel.



Financial Strength*

A (Excellent) rating from A.M. Best

A- (Strong) rating from Standard & Poor's

Financial strength matters

NWL enjoys distinguished financial ratings, giving extra peace of mind to our policyholders. Our financial stability continues to be measured by independent rating agencies.

Protected by law

As a legal reserve insurance company, NWL sets aside a portion of its assets equal to reserves required by law. A financial statement is filed annually with each state's insurance department. These departments have the authority to verify that the appropriate reserves are maintained.

NWL Capital Solutions FIA is underwritten by NWL, 10801 N Mopac Expy, Bldg. 3, Austin, Texas, 78759-5415.

* As of December 2022



PO Box 209080
Austin, TX 78720-9080

512-836-1010
800-922-9422
10801 N Mopac Expy, Bldg. 3
Austin, TX 78759-5415

MKTG-2301-CS-Rev.6.23

Base policy form ICC20 01-1190-20 and associated form ICC20 01-1190(10SC)-20.

Base policy form 01-1190-20 and associated forms 01-1190(10SC)-20, and state variations.

Base policy form 01-1191-20 and associated forms 01-1191(9SC)-20, and state variations.