



EQUITABLE

# Gain an edge on taxes

Investment Edge®

The disclosure below applies to bank distribution entities.

**INVESTMENT AND INSURANCE PRODUCTS ARE: • NOT FDIC INSURED • NOT INSURED BY ANY FEDERAL GOVERNMENT AGENCY • NOT A DEPOSIT OR OTHER OBLIGATION OF, OR GUARANTEED BY, THE BANK OR ANY OF ITS AFFILIATES • SUBJECT TO INVESTMENT RISKS, INCLUDING POSSIBLE LOSS OF THE PRINCIPAL AMOUNT INVESTED**

This material is for informational purposes only and does not constitute investment advice or a recommendation.

# Gain an edge on taxes

**With a retirement strategy that helps you build and keep wealth for a fulfilling future.**

**Retirement is about making the most of what you have, to achieve the freedom to pursue your passions. Whatever your vision of retirement holds, you can feel ready for life's surprises if:**

- Your money works hard for you while you're building your savings — with innovative investment options and tax strategies that let your money grow tax-deferred.
- Your investments are well-diversified to help spread risk against potential market downturns in any one market sector.
- Your investments are partially protected from volatility in the market.
- You've planned for tax-efficient distributions that can give you more tax-free income in your early years of retirement.

**Investment Edge<sup>®</sup> is an innovative variable annuity that helps create an investment portfolio with greater diversification, partial protection in the market and tax-deferred growth potential in your wealth-building years, followed by tax-efficient distributions when you need retirement income.**

When it comes to Investment Edge<sup>®</sup>,  
remember the 3 “D”s:



**Diversify** to help mitigate risk.

Help smooth the effect of market ups and downs in any one market sector and stay focused on potential long-term growth in your wealth-building years.



**Defer** taxes to maximize growth.

Allow contributions and your earnings to compound and grow, without having to pay taxes on growth until you choose to start withdrawals for retirement.



**Distribute** income with tax-efficient payments.

Maximize tax-efficient distributions through the power of Income Edge.



# Investment Edge®

In the world of retirement planning, Investment Edge® is a tax-deferred variable annuity. It's designed to help you seamlessly transition from tax-deferred growth to tax-efficient distribution of retirement income.

## Diversification for your building years

As you're building your savings, diversification can be a key strategy to help mitigate risk and maximize potential for growth. With the right mix of investments that react differently to market conditions, you can pursue a steadier path toward your goals.

**Investment Edge® offers flexibility to build a well-diversified portfolio with three different approaches to investing:**

### What's an annuity?

An annuity is a long-term financial product designed to help you save for retirement. It's a contract between you and an insurance company: you make an investment, and the company commits to future benefits for you, such as a source of income in retirement or a death benefit to your loved ones. Some annuities, including Investment Edge®, let you take advantage of tax-efficient income distribution. All annuities contain certain limitations, so be sure to learn about the rules and potential risk before you invest.

- 1 Build your own diversified portfolio with access to more than 100 traditional investment options, ranging from core investments, including U.S. and international equity options, to alternative investments, which are low-correlated options that can provide further opportunities for diversification and risk-adjusted return.



Diversification does not guarantee a profit, and diversification in Variable Investment Options (VIOs) does not protect against loss in a declining market.

- 2 Invest in preset portfolios designed for specific investment objectives, offering an easy, one-step approach to asset allocation.

#### Manager select portfolios

Well-known investment managers bring their experienced knowledge and disciplined processes to investment portfolios.

#### Risk-based portfolios

Asset allocation portfolios that use a diversified mix of asset classes and underlying funds to help provide consistent performance over time and may help mitigate volatility.

#### Managed portfolio strategies

Professionally managed strategic asset allocation portfolios with a tactical overlay, designed to help you realize your investment goals.

**3** You can further diversify your portfolio by investing in Segments, an innovative investment option that tracks a well-known benchmark index of your choosing. Segments provide a way to take advantage of possible market gains, and if the Segment you choose offers a buffer, add a level of protection to your portfolio.



### Lower portfolio cost

There are no portfolio-level expenses for amounts invested in Segments.



### Level of protection

Choose the Segment Buffer that best suits your needs.



### Growth potential

An opportunity for uncapped growth or growth up to set a Cap Rate.

## Three steps to get you started:

|                            |   |  |
|----------------------------|---|--|
| <b>1</b> Pick a time frame | <b>2</b> Choose a level of protection, if any | <b>3</b> Choose an investment approach       |
| 1 year or 5 years          | -10%, -15%, -20% or -40%                      | No buffer for an enhanced growth opportunity |
| Five investment approaches |   |  |

Track an index for either 1 year or 5 years.

Flexibility to dial protection up or down over time.

Decide which benchmark index and investment approach suit your style and needs.

### 1-year time frame

| Investment approach | Level of buffer protection |      |      |      |
|---------------------|----------------------------|------|------|------|
| Standard            | -10%                       | -15% | -20% | -40% |
| Dual Direction      | -10%                       | -15% | -20% |      |
| Step Up             | -10%                       | -15% |      |      |
| Dual Step Up        | -10%                       | -15% | -20% |      |
| Growth Multiplier   | <b>No buffer — 0%</b>      |      |      |      |

### 5-year time frame

| Investment approach | Level of buffer protection |      |      |
|---------------------|----------------------------|------|------|
| Standard            | -10%                       | -15% | -20% |
| Dual Direction      | -10%                       | -15% | -20% |
| Step Up             | -10%                       |      |      |
| Growth Multiplier   | <b>No buffer — 0%</b>      |      |      |

Please note that individuals cannot invest directly in an index. Due to spacing constraints, the index names in the chart below have been abbreviated. Please see the **Important information** section of this document for the full index names and descriptions.

### Well-known indices to choose from

|         |               |             |           |                        |
|---------|---------------|-------------|-----------|------------------------|
| S&P 500 | Russell 2000® | NASDAQ 100® | MSCI EAFE | MSCI Emerging Markets* |
|---------|---------------|-------------|-----------|------------------------|


## Flexibility

With Investment Edge®, you have the flexibility to transfer out of and between investment options, including Segments, at any time, and doing so is cost-free and tax-free.<sup>1</sup> This can allow you to potentially lock Segment gains into a new investment.

\* Only available on -10% and -15% buffer options for the Standard Segment.

<sup>1</sup> You cannot transfer into an active Segment. Any new investment into the Structured Investment Option would be processed through the Segment Type Holding Account and transfer into a Segment at the next Segment Start Date. If you transfer out of a Segment prior to the Segment Maturity Date, you will receive the Segment Interim Value, which may be lower than your original investment in the Segment even where the index is higher at the time of withdrawal.

You are protected against some downside risk but if the negative return is in excess of the Segment Buffer, there could be substantial loss of principal because you agree to absorb all losses to the extent they exceed the protection provided.



### Upside potential

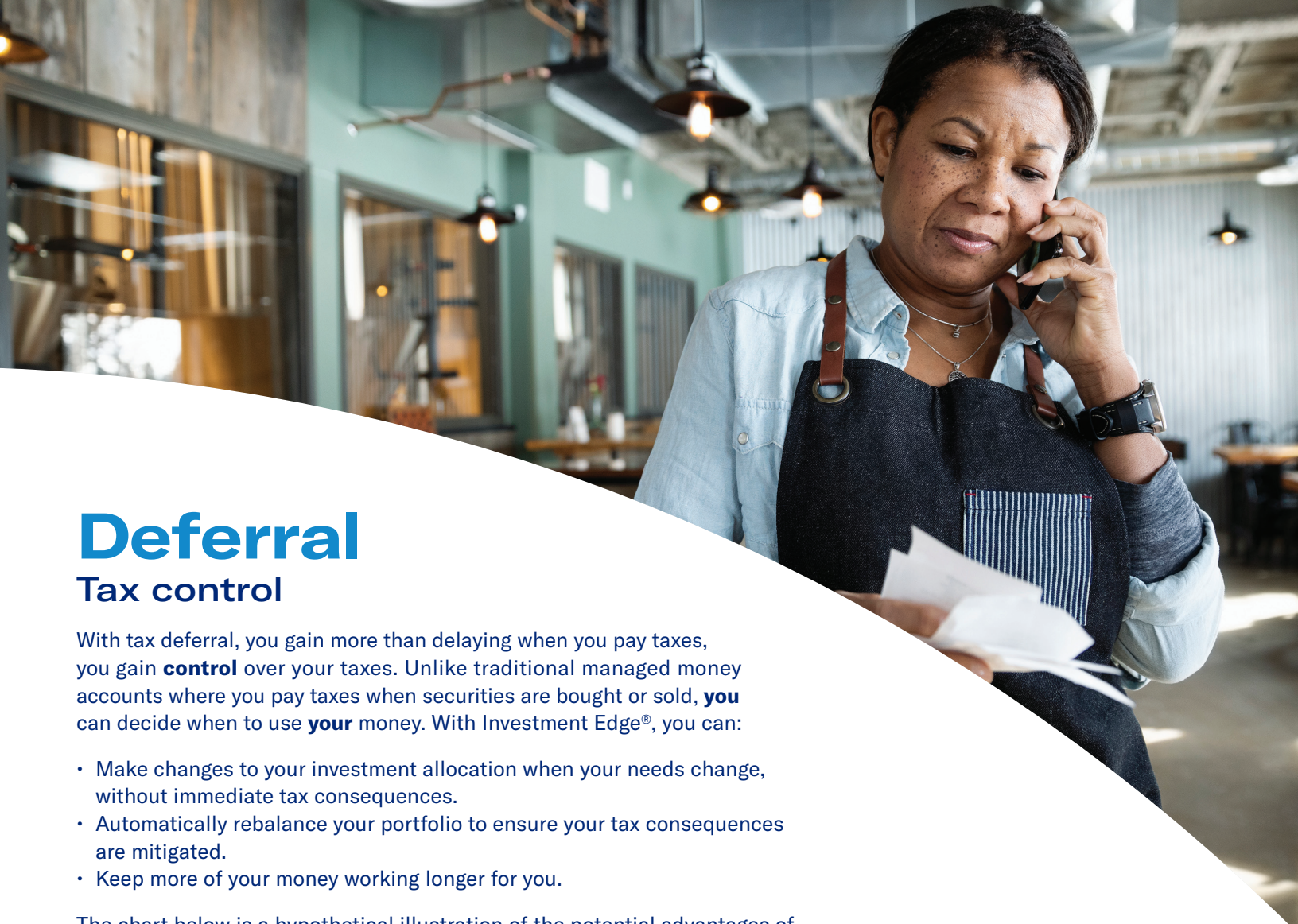
**Individual investment options and packaged portfolios**  
More than 100 options

### A level of downside protection

**Structured Investment Option**  
Standard, Dual Direction, Step Up and Dual Step Up

Visit [equitable.com/cap-rates](https://equitable.com/cap-rates) for the latest Performance Cap Rates.





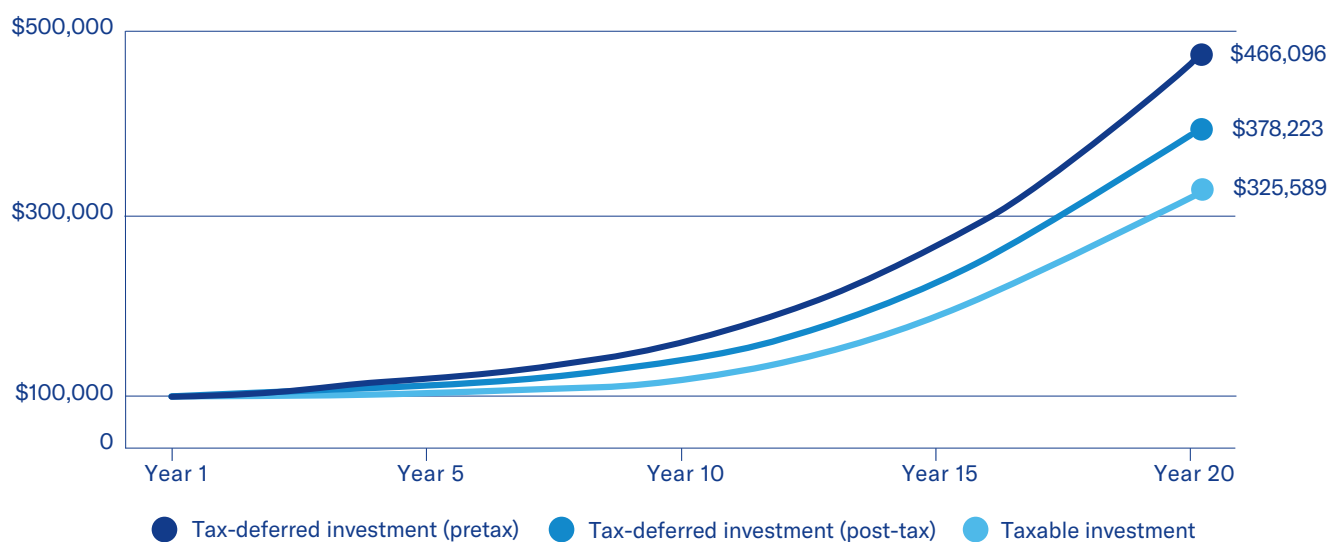
# Deferral

## Tax control

With tax deferral, you gain more than delaying when you pay taxes, you gain **control** over your taxes. Unlike traditional managed money accounts where you pay taxes when securities are bought or sold, **you** can decide when to use **your** money. With Investment Edge®, you can:

- Make changes to your investment allocation when your needs change, without immediate tax consequences.
- Automatically rebalance your portfolio to ensure your tax consequences are mitigated.
- Keep more of your money working longer for you.

The chart below is a hypothetical illustration of the potential advantages of tax-deferred over taxable investments over time. The illustration assumes an annual return of 8% (not guaranteed) and a federal tax rate of 24%.



This hypothetical chart does not represent actual performance of any specific product or investment. Withdrawals of tax-deferred earnings are subject to ordinary income tax treatment. A 10% federal tax may also apply if investors take the withdrawal before reaching age 59½. In addition, an investor should consider their current and anticipated investment horizon and income tax bracket when making an investment decision, as this illustration may not reflect these factors.

# Income Edge

## Tax-efficient Distributions

When you're ready to start receiving income payments in retirement, Income Edge offers flexibility to optimize how and when you receive distributions — including the option to pay less tax in the early years of retirement when you may be more likely to need it.

And Income Edge Beneficiary Advantage extends the same benefits to beneficiaries, too — meaning, if you're the beneficiary of a nonqualified annuity (one that was funded with an already-taxed investment), you can take advantage of tax-efficient income distributions for 10 years to a lifetime, as well.

Compare your different options to take payments<sup>2</sup>

### Typical annuity withdrawal payments<sup>3</sup>

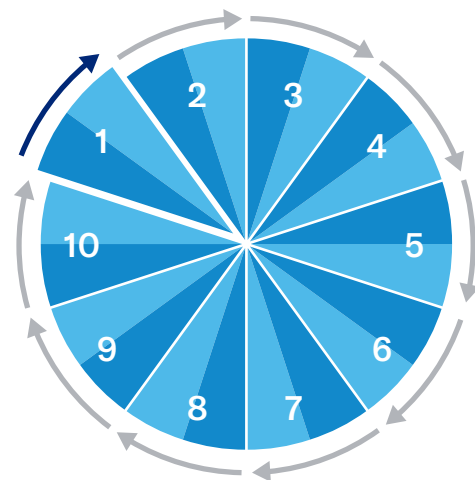
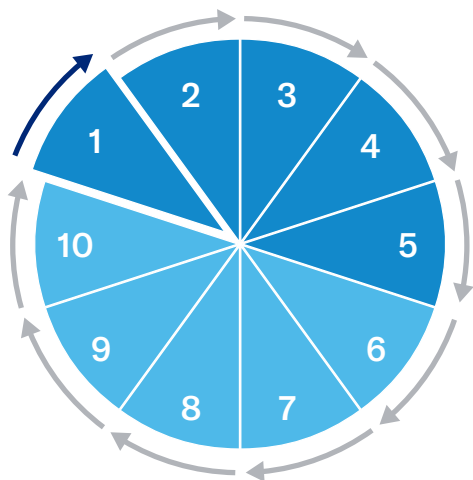
Get hit hardest by taxes in the early years of payments.

The contract owner receives their earnings back first, which are fully taxed. Once all earnings have been received, the contract owner begins to receive tax-free payments back from the cost basis (their initial contribution), which has already been taxed. That means payments to the contract owner are typically subject to higher taxes in the early years, while payments are a return of their earnings.

### Income Edge: A tax-efficient approach<sup>3</sup>

Distributes taxes evenly over the course of receiving payments.

Each scheduled payment that the contract owner receives is a combined return of earnings and part cost basis, allowing them to stretch the taxable payments over many years, instead of paying more tax upfront.<sup>4</sup> This tax-efficient approach allows the contract owner to receive generally higher payments sooner, when they may need access to more of the money.



● Fully taxable (Earnings)

● Tax-free (Cost basis)

<sup>2</sup> Comparison applicable only for nonqualified accounts. It should be noted that tax efficiency, where a portion of each payment is taxable as ordinary income while the remaining portion is not subject to taxes, can also be gained through contract annuitization.

<sup>3</sup> Pie charts are a conceptual representation, assuming no Account Value growth or volatility, and an initial Account Value that is 50% gains and 50% cost basis.

<sup>4</sup> Once you begin taking payments, you may not stop the payments. You can take additional withdrawals, subject to ordinary income tax, and the contract can be fully redeemed for the then-current account value net of applicable withdrawal charges.

# Investment Edge® supports your changing needs and priorities over time with options that fit your life.

Well-Diversified investments

Tax-Deferred growth

Tax-efficient Distributions

View the latest Segment Performance Cap Rates at [equitable.com/cap-rates](https://equitable.com/cap-rates).  
For more information, visit [equitable.com/ie](https://equitable.com/ie).

## Important information

**Standard Segment** — For Standard Segments, the Segment Rate of Return is equal to the index performance rate, less any contract fees, subject to the Performance Cap Rate and Segment Buffer.

**Dual Direction Segment** — Dual Direction Segments measure the performance of the index from Segment Start Date to Segment Maturity Date. If the corresponding index performance rate exceeds the Performance Cap Rate during this time period, you receive the Performance Cap Rate less any contract fees. If the index performance rate is between the Performance Cap Rate and Segment Buffer (inclusive of both), you receive the absolute value of the index performance less any contract fees. If the index performance rate is less than the Segment Buffer, the Segment Buffer will absorb up to the first 20% of the loss depending on the Segment Buffer you elect.

**Dual Step Up Segment** — For Dual Step Up Segments, the Segment Rate of Return is equal to the Performance Cap Rate if the index performance rate for that Segment is greater than or equal to the Segment Buffer or the index performance rate subject to the Segment Buffer if the index performance rate is less than the Segment Buffer.

**Growth Multiplier Segment** — Growth Multiplier Segments multiply positive index performance rates by a Multiplier Rate to increase the Segment Rate of Return. Growth Multiplier Segments are not subject to a Performance Cap Rate.

**Step Up Segments** — For Step Up Segments, the Segment Rate of Return is equal to the Performance Cap Rate, less any contract fees, if the index performance rate for that Segment is greater than or equal to zero on the Segment Maturity Date.

**S&P 500 Price Return Index** — Includes 500 leading companies in leading industries of the U.S. economy, capturing approximately 80% coverage of U.S. equities. The S&P 500 Price Return Index does not include dividends declared by any of the companies included in this index. Larger, more established companies may not be able to attain potentially higher growth rates of smaller companies, especially during extended periods of economic expansion. S&P®, Standard & Poor's®, S&P 500® and Standard & Poor's 500® are trademarks of Standard & Poor's Financial Services LLC (Standard & Poor's) and have been licensed for use by Equitable Financial and Equitable America. Investment Edge® is not sponsored, endorsed, sold or promoted by Standard & Poor's, and Standard & Poor's does not make any representation regarding the advisability of investing in Investment Edge®.

**Russell 2000® Price Return Index** — Measures the performance of the small-cap segment of the U.S. equity universe. The Russell 2000® Price Return Index is a subset of the Russell 3000® Index, representing approximately 10% of the total market capitalization of that index. It includes approximately 2,000 of the smallest securities based on a combination of their market cap and current index membership. The Russell 2000® Price Return Index does not include dividends declared by any of the companies included in this index. Stocks of small- and mid-size companies have less liquidity than those of larger companies and are subject to greater price volatility than the overall stock market. Smaller company stocks involve a greater risk than is customarily associated with more established companies. The Russell 2000® Index is a trademark of Russell Investments and has been licensed for use by Equitable Financial and Equitable America. The product is not sponsored, endorsed, sold or promoted by Russell Investments, and Russell Investments makes no representation regarding the advisability of investing in the product.

**MSCI EAFE Price Return Index** — A free float-adjusted market capitalization index that is designed to measure the equity market performance of developed markets, excluding the United States and Canada. The MSCI EAFE Price Return Index does not include dividends declared by any of the companies included in this index. International securities carry additional risks, including currency exchange fluctuation and different Government regulations, economic conditions and accounting standards. The product referred to herein is not sponsored, endorsed or promoted by MSCI, and MSCI bears no liability with respect to any such product or any index on which such product is based. The prospectus contains a more detailed description of the limited relationship MSCI has with Equitable Financial and Equitable America and any related products.

**NASDAQ 100® Price Return Index** — Includes 100 of the largest domestic and international non-financial securities listed on the NASDAQ Stock Market based on market capitalization. The index reflects companies across major industry groups, including computer hardware and software, telecommunications and biotechnology. Non-diversified investing may be focused in a smaller number of issues or one sector of the market that may make the value of the investment more susceptible to certain risks than diversified investing. It does not contain securities of financial companies including investment companies. The NASDAQ 100® Price Return Index does not include dividends declared by any of the companies included in this index.

**MSCI Emerging Markets Price Return Index** — A free float-adjusted market capitalization index that is designed to measure equity market performance of emerging markets. International securities carry additional risks, including currency exchange fluctuation and different government regulations, economic conditions and accounting standards.

Withdrawals from an annuity contract are taxable as ordinary income and, if made prior to age 59½ may be subject to an additional 10% federal tax. Withdrawals may also be subject to withdrawal charges. Amounts invested in an annuity's portfolio are subject to fluctuation in value and market risk, including loss of principal. There are fees and charges associated with a variable annuity contract, which include, but are not limited to, operations charges, sales and withdrawal charges, administrative fees and additional charges for optional benefits. See the prospectus for complete details.

It should be noted Income Edge is not the only way to take payments that are only partially taxed as this may be accomplished through annuitization of the annuity contract.

Investment Edge® does not offer tax deferral beyond what is already offered in other qualified plans, and if purchasing with qualified money, clients should consider other features or benefits.

This brochure is not a complete description of all material provisions of the variable annuity contract. This brochure must be preceded or accompanied by a current prospectus. The prospectus contains more complete information, including investment objectives, risks, charges, expenses, limitations and restrictions.

The contingent withdrawal charge for Investment Edge® declines from 6% over a 5-year period for the Series B product.

Please read the prospectus and any applicable supplements and consider this information carefully before purchasing a contract.

There are certain contract limitations and restrictions associated with an Investment Edge® contract. For costs and complete details of coverage, speak to your financial professional/insurance-licensed registered representative. Certain types of contracts, features and benefits may not be available in all jurisdictions. Equitable Financial and Equitable America offer other variable annuity contracts with different fees, charges and features.

Not every contract or feature is available through the same selling broker/dealer.

This brochure was prepared to support the promotion and marketing of Equitable Financial and Equitable America variable annuities. The company, its distributors and their respective representatives do not provide tax, accounting or legal advice. Any tax statements contained herein were not intended or written to be used, and cannot be used, for the purpose of avoiding U.S. federal, state or local tax penalties. Please consult your own independent advisors as to any tax, accounting or legal statements made herein.

When distributed outside of New York state by Equitable Advisors, LLC (member FINRA, SIPC) (Equitable Financial Advisors in MI & TN) through Equitable Advisors Financial Professionals whose business address is not in New York state or when distributed by Equitable Distributors, LLC through financial professionals of unaffiliated broker/dealers when the solicitation state is not New York, Investment Edge® variable annuity is issued by Equitable Financial Life Insurance Company of America (Equitable America), an AZ stock company. When offered by Equitable Advisors Financial Professionals whose business address is in New York state or when distributed by Equitable Distributors, LLC through financial professionals of unaffiliated broker/dealers when the solicitation state is New York, Investment Edge® is issued by Equitable Financial Life Insurance Company (Equitable Financial) (NY, NY). The obligations of Equitable Financial Life Insurance Company and Equitable Financial Life Insurance Company of America are backed solely by their own claims-paying abilities.

Equitable is the brand name of the retirement and protection subsidiaries of Equitable Holdings, Inc., including Equitable Financial Life Insurance Company (Equitable Financial) (NY, NY); Equitable Financial Life Insurance Company of America (Equitable America), an AZ stock company; and Equitable Distributors, LLC. Equitable Advisors is the brand name of Equitable Advisors, LLC (member FINRA, SIPC) (Equitable Financial Advisors in MI & TN).

Idaho contract form #s: 2021BASE2-B(ID)-Z.

All other states contract form #s: 2021BASE2-A-Z, 2021BASE2-B-Z and any state variations.

